

The 2022 Cosmetic Surgery Trends: A Deep Dive

Plastic surgery has experienced remarkable transformations throughout its history, and 2022 was no exception. With lives evolving on the heels of a pandemic and an increasingly digital world, it's fascinating to see how these changes have been mirrored in the specialty of plastic surgery. Leveraging data from the 2022 ASPS Procedural Statistics, let's delve into how generations trended last year.

Core Focus

The numbers don't lie – the body remains an area of significant focus for many. Across all generations, procedures aimed at enhancing core body contours experienced consistent growth when compared to pre-pandemic data. Generation X, patients between the ages of 40-54, comprised the majority of this category, accounting for 45% of core surgical procedures in 2022.

Leading the charge, *liposuction and tummy tucks (abdominoplasty)* saw remarkable increases of 25% and 50%, respectively, among Gen X since 2019. Additionally, other procedures like lower body, upper arm and buttock lifts also reported significant upticks. This trend indicates a deeper pivot towards surgical solutions by those in mid-life looking to contour their bodies by targeting or lifting areas that cannot be remedied through diet and exercise.

Breasts: A Story of Enhancement and Comfort

Breast procedures remain as popular as ever with implant-based enhancements most prevalent among Millennials, the majority of whom are in the 30-39 age bracket, making up 35% of breast augmentations in 2022. Close behind, Gen X accounted for 33%, bringing the combined total for ages 30-54 to more than two-thirds. Notably, since the pre-pandemic era, Millennials have seen a 5% increase, while Gen X has experienced a significant 23% rise in these procedures.

A recent insight from the 2022 ASPS Procedural Statistics in late September showed a 54% surge in cosmetic breast reductions since 2019. Delving into this new age-specific data, it's revealed that 46% of these reductions occurred in women under 40. Patients in their 20s (some of whom are Generation Z) notably represented an 83% increase, and patient groups in their 30s a 63% increase in breast reductions since 2019.

These gains may reflect newer trends for both Gen Z and Millennials who are often characterized by their emphasis on mental health, authenticity and individualized choices. Their preferences for seeking both autonomy and shared experiences may influence decisions to pursue cosmetic breast reductions.

Facial Procedures: Reflecting a Digital World

Innovation has brought our own images to the forefront of daily life, from the screens of self-checkout kiosks to the proliferation of virtual meetings, selfies and social media tags. This omnipresence of our likenesses makes the transformations of our faces more noticeable, often captured and documented in high definition. In response to this increased visibility, Americans of all ages are becoming more attentive to the changes and nuances of their facial aesthetics.

The Baby Boomer cohort (patients ages 55-70+) claimed over half of all facial procedures, with a marked preference for rejuvenation treatments. High-demand procedures such as eyelid surgery (blepharoplasty), facelifts (rhytidectomy) and neck and forehead lifts were predominantly chosen by Baby Boomers compared



liposuction and tummy tucks (abdominoplasty) saw remarkable increases of **25% and 50%**, respectively, among Gen X patients

The 2022 Cosmetic Surgery Trends: A Deep Dive *(continued)*

to all other age groups. Although there are emerging stories of younger demographics seeking facial procedures more often, Gen X's numbers haven't quite approached those of the Baby Boomer cohort, upholding the historical trend of patients gravitating towards facial surgeries in their mid-50s.

Conversely, the under-50 demographic is increasingly opting for procedures that promote facial balance, with nose reshaping (rhinoplasty) leading the charge. Dominating 75% of rhinoplasties, the 20-49 age group shows a strong desire for these procedures, with a notable decline in interest past the age of 50. On either side of the spectrum, those under 20 represent 11% of rhinoplasty patients, while those 55 and above constitute 12%, framing a clear picture of generational priorities in facial cosmetic surgery.

Beyond the Scalpel: Minimally Invasive is Massive

The trend towards quick and less invasive treatments is unmistakable, with Gen X at the forefront, accounting for 46% of all such procedures. Baby Boomers are not far behind, representing 31%. These two age groups collectively make up 77% of the total minimally invasive procedure market. Gen X leads particularly in procedures such as neuromodulator injections (57%), hyaluronic acid fillers (50%), non-hyaluronic acid fillers (47%) and sclerotherapy (spider vein removal) (45%).

Baby Boomers hold a significant share of the market for skin resurfacing (61%), which encompasses dermabrasion, chemical peels and various laser treatments. This shift in demographics when it comes to minimally invasive options is noteworthy. While Baby Boomers tend to opt for surgical facial procedures, Gen X's preference leans towards nonsurgical 'tweakments.' This suggests a progression in cosmetic interventions, with Gen Xers possibly moving towards surgical options as their needs evolve.

Summing Up

The 2022 cosmetic surgery landscape paints a picture of a society that values personal choices, seeks empowerment through aesthetic procedures, and is more conscious of its physical self in a rapidly evolving digital world. With new techniques, products and trends emerging, it's an exciting time for both practitioners and those contemplating cosmetic procedures. As always, it's imperative to ensure that the pursuit of beauty remains rooted in safety, authenticity and wellbeing. After all, the true essence of these procedures is not just to enhance appearances but to boost confidence and self-worth.

2022 COSMETIC SURGERY AGE DISTRIBUTION (13-19)	AGE 13-19 2022 TOTAL	AGE 13-19 % OF TOTAL PROCEDURES	AGE 13-19 % CHANGE 2022 vs. 2019
COSMETIC SURGICAL PROCEDURES – BREAST			
Breast augmentation (Implant placement for both primary and/or revisions)**^ (only 18-19 year olds)	2,492	1%	-49%
Breast implant removals (Augmentation patients only)**^ (only 18-19 year olds)	33	0%	-48%
Breast lift (Mastopexy)**	1,313	1%	1%
Breast reduction (Aesthetic patients only)**	5,996	8%	141%
Breast reduction in males (Gynecomastia)**	2,999	12%	-6%
TOTAL	12,833	2%	*
COSMETIC SURGICAL PROCEDURES – BODY			
Tummy tuck (Abdominoplasty)**	112	0%	-44%
Buttock augmentation with fat grafting**^ (only 18-19 year olds)	92	0%	*
Buttock implants**	-	*	*
Buttock lift**	-	*	*
Labiaplasty**	354	3%	-66%
Liposuction	3,080	1%	2%
Lower body lift**	-	*	*
Thigh lift**	19	0%	-63%
Upper arm lift**	-	*	*
TOTAL	3,657	1%	*
COSMETIC SURGICAL PROCEDURES – FACE			
Cheek implant (Malar augmentation)**	-	*	*
Chin augmentation (Mentoplasty)**	200	4%	*
Ear surgery (Otoplasty)**	1,760	37%	*
Eyelid surgery (Blepharoplasty)**	31	0%	*
Facelift (Rhytidectomy)**	75	0%	*
Facial fat grafting**	63	0%	*
Forehead lift**	53	0%	*
Neck lift**	23	0%	*
Nose reshaping (Rhinoplasty)**	4,832	11%	*
TOTAL	7,037	2%	*
TOTAL COSMETIC SURGICAL PROCEDURES	23,527	2%	*
COSMETIC MINIMALLY INVASIVE PROCEDURES			
Neuromodulator injection (Botox®, Dysport®, Xeomin®, Jeaveau®)	25,308	0%	75%
Sclerotherapy	734	0%	50%
Skin resurfacing (e.g., Dermabrasion, Chemical peel, Laser - Ablative/ Non-ablative, Microdermabrasion)†	5,482	0%	*
Skin treatment (Combination lasers) (e.g., Laser hair removal, IPL treatment, Laser tattoo removal, Laser treatment of leg veins)†	197,625	7%	*
HA fillers (e.g., Juvederm Ultra®, Ultra Plus®, Voluma®, Volbella®, Vollure®, Restylane Lyft®, Restylane Silk®, Belotero®, Bolvella®, Restylane®)	8,780	0%	71%
Non-HA fillers (e.g., Radiesse®, Sculptra®, Bellafill®, Renuva®)†	6,323	1%	*
TOTAL COSMETIC MINIMALLY INVASIVE PROCEDURES	244,252	1%	*
TOTAL COSMETIC PROCEDURES	267,779	1%	*

All figures are projected.

^ Total represents only 18 and 19 year olds.

† First year procedure is being reported

* Data unavailable in prior year.

**Counts of procedures performed by ASPS member surgeons only.

ASPS Procedural Statistics represent procedures performed by ASPS member surgeons certified by The American Board of Plastic Surgery® as well as other physicians certified by American Board of Medical Specialties-recognized boards. © ASPS, 2023

2022 COSMETIC SURGERY AGE DISTRIBUTION (20-29)	AGE 20-29 2022 TOTAL	AGE 20-29 % OF TOTAL PROCEDURES	AGE 20-29 % CHANGE 2022 vs. 2019
COSMETIC SURGICAL PROCEDURES - BREAST			
Breast augmentation (Implant placement for both primary and/or revisions)**	45,611	15%	-42%
Breast implant removals (Augmentation patients only)**	1,250	3%	-37%
Breast lift (Mastopexy)**	10,564	7%	-13%
Breast reduction (Aesthetic patients only)**	13,808	19%	83%
Breast reduction in males (Gynecomastia)**	7,140	29%	-9%
TOTAL	78,373	14%	*
COSMETIC SURGICAL PROCEDURES - BODY			
Tummy tuck (Abdominoplasty)**	6,600	4%	-28%
Buttock augmentation with fat grafting**	4,811	17%	*
Buttock implants**	179	15%	-11%
Buttock lift**	459	6%	33%
Labiaplasty**	2,283	22%	-36%
Liposuction	28,095	9%	3%
Lower body lift**	503	5%	-11%
Thigh lift**	187	2%	-69%
Upper arm lift**	626	3%	-32%
TOTAL	43,743	8%	*
COSMETIC SURGICAL PROCEDURES - FACE			
Cheek implant (Malar augmentation)**	2,059	25%	*
Chin augmentation (Mentoplasty)**	1,201	22%	*
Ear surgery (Otoplasty)**	908	19%	*
Eyelid surgery (Blepharoplasty)**	461	0%	*
Facelift (Rhytidectomy)**	352	0%	*
Facial fat grafting**	375	1%	*
Forehead lift**	123	1%	*
Neck lift**	46	0%	*
Nose reshaping (Rhinoplasty)**	11,698	26%	*
TOTAL	17,223	5%	*
TOTAL COSMETIC SURGICAL PROCEDURES	139,339	9%	*
COSMETIC MINIMALLY INVASIVE PROCEDURES			
Neuromodulator injection (Botox®, Dysport®, Xeomin®, Jeuveau®)	126,907	1%	71%
Sclerotherapy	21,434	4%	52%
Skin resurfacing (e.g., Dermabrasion, Chemical peel, Laser - Ablative/ Non-ablative, Microdermabrasion)†	5,482	0%	*
Skin treatment (Combination lasers) (e.g., Laser hair removal, IPL treatment, Laser tattoo removal, Laser treatment of leg veins)†	587,384	20%	*
HA fillers (e.g., Juvederm Ultra®, Ultra Plus®, Voluma®, Volbella®, Vollure®, Restylane Lyft®, Restylane Silk®, Belotero®, Bolvella®, Restylane®)	130,303	3%	70%
Non-HA fillers (e.g., Radiesse®, Sculptra®, Bellafil®, Renuva®)†	27,873	3%	*
TOTAL COSMETIC MINIMALLY INVASIVE PROCEDURES	899,383	4%	*
TOTAL COSMETIC PROCEDURES	1,038,722	5%	*

All figures are projected.

† First year procedure is being reported

* Data unavailable in prior year.

**Counts of procedures performed by ASPS member surgeons only.

ASPS Procedural Statistics represent procedures performed by ASPS member surgeons certified by The American Board of Plastic Surgery® as well as other physicians certified by American Board of Medical Specialties-recognized boards. © ASPS, 2023

2022 COSMETIC SURGERY AGE DISTRIBUTION (30-39)	AGE 30-39 2022 TOTAL	AGE 30-39 % OF TOTAL PROCEDURES	AGE 30-39 % CHANGE 2022 vs. 2019
COSMETIC SURGICAL PROCEDURES – BREAST			
Breast augmentation (Implant placement for both primary and/or revisions)**	105,804	35%	5%
Breast implant removals (Augmentation patients only)**	7,579	20%	22%
Breast lift (Mastopexy)**	40,989	29%	36%
Breast reduction (Aesthetic patients only)**	13,889	19%	63%
Breast reduction in males (Gynecomastia)**	7,042	29%	41%
TOTAL	175,303	30%	*
COSMETIC SURGICAL PROCEDURES – BODY			
Tummy tuck (Abdominoplasty)**	49,556	31%	34%
Buttock augmentation with fat grafting**	11,654	41%	*
Buttock implants**	384	33%	19%
Buttock lift**	1,651	22%	86%
Labiaplasty**	3,622	35%	3%
Liposuction	91,809	28%	32%
Lower body lift**	2,154	21%	15%
Thigh Lift**	1,548	16%	-29%
Upper arm lift**	3,701	17%	35%
TOTAL	166,079	29%	*
COSMETIC SURGICAL PROCEDURES – FACE			
Cheek implant (Malar augmentation)**	1,545	19%	*
Chin augmentation (Mentoplasty)**	1,401	26%	*
Ear surgery (Otoplasty)**	795	17%	*
Eyelid surgery (Blepharoplasty)**	2,490	2%	*
Facelift (Rhytidectomy)**	1,585	2%	*
Facial fat grafting**	1,533	5%	*
Forehead lift**	210	2%	*
Neck lift**	413	2%	*
Nose reshaping (Rhinoplasty)**	10,935	25%	*
TOTAL	20,907	7%	*
TOTAL COSMETIC SURGICAL PROCEDURES	362,289	25%	*
COSMETIC MINIMALLY INVASIVE PROCEDURES			
Neuromodulator injection (Botox®, Dysport®, Xeomin®, Jeuveau®)	1,614,239	18%	70%
Sclerotherapy	73,382	15%	55%
Skin resurfacing (e.g., Dermabrasion, Chemical peel, Laser - Ablative/ Non-ablative, Microdermabrasion)†	104,164	3%	*
Skin treatment (Combination lasers) (e.g., Laser hair removal, IPL treatment, Laser tattoo removal, Laser treatment of leg veins)†	858,126	29%	*
HA fillers (e.g., Juvederm Ultra®, Ultra Plus®, Voluma®, Volbella®, Vollure®, Restylane Lyft®, Restylane Silk®, Belotero®, Bolvella®, Restylane®)	556,218	11%	69%
Non-HA fillers (e.g., Radiesse®, Sculptra®, Bellafill®, Renuva®)†	80,379	9%	*
TOTAL COSMETIC MINIMALLY INVASIVE PROCEDURES	3,286,509	16%	*
TOTAL COSMETIC PROCEDURES	3,648,798	16%	*

All figures are projected.

† First year procedure is being reported

* Data unavailable in prior year.

**Counts of procedures performed by ASPS member surgeons only.

ASPS Procedural Statistics represent procedures performed by ASPS member surgeons certified by The American Board of Plastic Surgery® as well as other physicians certified by American Board of Medical Specialties-recognized boards. © ASPS, 2023

2022 COSMETIC SURGERY AGE DISTRIBUTION (40-54)	AGE 40-54 2022 TOTAL	AGE 40-54 % OF TOTAL PROCEDURES	AGE 40-54 % CHANGE 2022 vs. 2019
COSMETIC SURGICAL PROCEDURES – BREAST			
Breast augmentation (Implant placement for both primary and/or revisions)**	99,049	33%	23%
Breast implant removals (Augmentation patients only)**	16,110	43%	15%
Breast lift (Mastopexy)**	60,225	42%	34%
Breast reduction (Aesthetic patients only)**	22,863	32%	42%
Breast reduction in males (Gynecomastia)**	4,695	19%	45%
TOTAL	202,942	35%	*
COSMETIC SURGICAL PROCEDURES – BODY			
Tummy tuck (Abdominoplasty)**	77,426	48%	50%
Buttock augmentation with fat grafting**	10,447	36%	*
Buttock implants**	524	45%	39%
Buttock lift**	3,761	51%	104%
Labiaplasty**	3,504	34%	38%
Liposuction	142,639	44%	25%
Lower body lift**	5,258	50%	40%
Thigh lift**	4,888	52%	11%
Upper arm lift**	9,073	42%	31%
TOTAL	257,520	45%	*
COSMETIC SURGICAL PROCEDURES – FACE			
Cheek implant (Malar augmentation)**	2,574	31%	*
Chin augmentation (Mentoplasty)**	801	15%	*
Ear surgery (Otoplasty)**	539	11%	*
Eyelid surgery (Blepharoplasty)**	31,566	27%	*
Facelift (Rhytidectomy)**	13,910	19%	*
Facial fat grafting**	7,570	22%	*
Forehead lift**	3,273	25%	*
Neck lift**	4,265	20%	*
Nose reshaping (Rhinoplasty)**	11,596	26%	*
TOTAL	76,094	24%	*
TOTAL COSMETIC SURGICAL PROCEDURES	536,556	36%	*
COSMETIC MINIMALLY INVASIVE PROCEDURES			
Neuromodulator injection (Botox®, Dysport®, Xeomin®, Jeuveau®)	4,957,359	57%	74%
Sclerotherapy	221,785	45%	52%
Skin resurfacing (e.g., Dermabrasion, Chemical peel, Laser - Ablative/ Non-ablative, Microdermabrasion)†	641,433	19%	*
Skin treatment (Combination lasers) (e.g., Laser hair removal, IPL treatment, Laser tattoo removal, Laser treatment of leg veins)†	1,029,450	35%	*
HA fillers (e.g., Juvederm Ultra®, Ultra Plus®, Voluma®, Volbella®, Vollure®, Restylane Lyft®, Restylane Silk®, Belotero®, Bolvella®, Restylane®)	2,449,056	50%	70%
Non-HA fillers (e.g., Radiesse®, Sculptra®, Bellafil®, Renuva®)†	397,012	47%	*
TOTAL COSMETIC MINIMALLY INVASIVE PROCEDURES	9,696,096	46%	*
TOTAL COSMETIC PROCEDURES	10,232,652	45%	*

All figures are projected.

† First year procedure is being reported

* Data unavailable in prior year.

**Counts of procedures performed by ASPS member surgeons only.

ASPS Procedural Statistics represent procedures performed by ASPS member surgeons certified by The American Board of Plastic Surgery® as well as other physicians certified by American Board of Medical Specialties-recognized boards. © ASPS, 2023

2022 COSMETIC SURGERY AGE DISTRIBUTION (55-69)	AGE 55-69 2022 TOTAL	AGE 55-69 % OF TOTAL PROCEDURES	AGE 55-69 % CHANGE 2022 vs. 2019
COSMETIC SURGICAL PROCEDURES – BREAST			
Breast augmentation (Implant placement for both primary and/or revisions)**	40,228	13%	106%
Breast implant removals (Augmentation patients only)**	10,900	29%	14%
Breast lift (Mastopexy)**	27,158	19%	41%
Breast reduction (Aesthetic patients only)**	13,665	19%	31%
Breast reduction in males (Gynecomastia)**	2,347	10%	71%
TOTAL	94,298	16%	*
COSMETIC SURGICAL PROCEDURES – BODY			
Tummy tuck (Abdominoplasty)**	26,064	16%	38%
Buttock augmentation with fat grafting**	1,619	6%	*
Buttock implants**	77	7%	10%
Buttock lift**	1,376	19%	73%
Labiaplasty**	591	6%	20%
Liposuction	54,803	17%	15%
Lower body lift**	2,369	23%	33%
Thigh lift**	2,612	28%	17%
Upper arm lift**	6,985	33%	20%
TOTAL	96,496	17%	*
COSMETIC SURGICAL PROCEDURES – FACE			
Cheek implant (Malar augmentation)**	1,545	19%	*
Chin augmentation (Mentoplasty)**	1,201	22%	*
Ear surgery (Otoplasty)**	596	13%	*
Eyelid surgery (Blepharoplasty)**	65,192	57%	*
Facelift (Rhytidectomy)**	43,238	60%	*
Facial fat grafting**	19,144	57%	*
Forehead lift**	7,980	60%	*
Neck lift**	13,344	62%	*
Nose reshaping (Rhinoplasty)**	4,628	10%	*
TOTAL	156,868	49%	*
TOTAL COSMETIC SURGICAL PROCEDURES	347,662	24%	*
COSMETIC MINIMALLY INVASIVE PROCEDURES			
Neuromodulator injection (Botox®, Dysport®, Xeomin®, Jeaveau®)	2,012,778	23%	74%
Sclerotherapy	162,975	33%	55%
Skin resurfacing (e.g., Dermabrasion, Chemical peel, Laser - Ablative/ Non-ablative, Microdermabrasion)†	2,028,462	61%	*
Skin treatment (Combination lasers) (e.g., Laser hair removal, IPL treatment, Laser tattoo removal, Laser treatment of leg veins)†	242,613	8%	*
HA fillers (e.g., Juvederm Ultra®, Ultra Plus®, Voluma®, Volbella®, Vollure®, Restylane Lyft®, Restylane Silk®, Belotero®, Bolvella®, Restylane®)	1,739,061	36%	69%
Non-HA fillers (e.g., Radiesse®, Sculptra®, Bellafill®, Renuva®)†	341,317	40%	*
TOTAL COSMETIC MINIMALLY INVASIVE PROCEDURES	6,527,207	31%	*
TOTAL COSMETIC PROCEDURES	6,874,869	30%	*

All figures are projected.

† First year procedure is being reported

* Data unavailable in prior year.

**Counts of procedures performed by ASPS member surgeons only.

ASPS Procedural Statistics represent procedures performed by ASPS member surgeons certified by The American Board of Plastic Surgery® as well as other physicians certified by American Board of Medical Specialties-recognized boards. © ASPS, 2023

2022 COSMETIC SURGERY AGE DISTRIBUTION (70+)	AGE 70+ 2022 TOTAL	AGE 70+ % OF TOTAL PROCEDURES	AGE 70+ % CHANGE 2022 vs. 2019
COSMETIC SURGICAL PROCEDURES – BREAST			
Breast augmentation (Implant placement for both primary and/or revisions)**	5,384	2%	132%
Breast implant removals (Augmentation patients only)**	1,807	5%	0%
Breast lift (Mastopexy)**	3,115	2%	23%
Breast reduction (Aesthetic patients only)**	1,143	2%	-15%
Breast reduction in males (Gynecomastia)**	294	1%	-8%
TOTAL	11,743	2%	*
COSMETIC SURGICAL PROCEDURES – BODY			
Tummy tuck (Abdominoplasty)**	2,190	1%	66%
Buttock augmentation with fat grafting**	15	0%	*
Buttock implants**	-	*	*
Buttock lift**	91	1%	69%
Labiaplasty**	79	1%	27%
Liposuction	5,243	2%	34%
Lower body lift**	161	2%	3%
Thigh Lift**	167	2%	-27%
Upper arm lift**	1,044	5%	9%
TOTAL	8,990	2%	*
COSMETIC SURGICAL PROCEDURES – FACE			
Cheek implant (Malar augmentation)**	515	6%	*
Chin augmentation (Mentoplasty)**	599	11%	*
Ear surgery (Otoplasty)**	115	2%	*
Eyelid surgery (Blepharoplasty)**	15,521	13%	*
Facelift (Rhytidectomy)**	13,508	19%	*
Facial fat grafting**	5,192	15%	*
Forehead lift**	1,679	13%	*
Neck lift**	3,484	16%	*
Nose reshaping (Rhinoplasty)**	814	2%	*
TOTAL	41,427	13%	*
TOTAL COSMETIC SURGICAL PROCEDURES	62,160	4%	*
COSMETIC MINIMALLY INVASIVE PROCEDURES			
Neuromodulator injection (Botox®, Dysport®, Xeomin®, Jeuveau®)	-	*	*
Sclerotherapy	11,021	2%	61%
Skin resurfacing (e.g., Dermabrasion, Chemical peel, Laser - Ablative/ Non-ablative, Microdermabrasion)†	537,269	16%	*
Skin treatment (Combination lasers) (e.g., Laser hair removal, IPL treatment, Laser tattoo removal, Laser treatment of leg veins)†	-	*	*
HA fillers (e.g., Juvederm Ultra®, Ultra Plus®, Voluma®, Volbella®, Vollure®, Restylane Lyft®, Restylane Silk®, Belotero®, Bolvella®, Restylane®)	-	*	*
Non-HA fillers (e.g., Radiesse®, Sculptra®, Bellafill®, Renuva®)†	-	0%	*
TOTAL COSMETIC MINIMALLY INVASIVE PROCEDURES	548,290	3%	*
TOTAL COSMETIC PROCEDURES	610,449	3%	*

All figures are projected.

† First year procedure is being reported

* Data unavailable in prior year.

**Counts of procedures performed by ASPS member surgeons only.

ASPS Procedural Statistics represent procedures performed by ASPS member surgeons certified by The American Board of Plastic Surgery® as well as other physicians certified by American Board of Medical Specialties-recognized boards. © ASPS, 2023

Balancing Beauty with Your Budget

Boom in Business

Inflation remains high, yet Americans continue to make room in their budgets for plastic surgery procedures. The 2022 Plastic Surgery Report shows a 19% increase in surgical procedures since 2019, a record number, indicating the specialty is seeing a post-pandemic boom.

Plastic surgeons saw a large increase in demand once practices reopened during COVID. Many patients had discretionary money to spend since travel and entertainment venues were closed. Plus, work-from-home options made longer recovery periods more manageable. Many practices saw a 30-70 percent increase in clients.

Now, despite a tighter post-pandemic economy with high inflation, plastic surgery continues to thrive. Many Americans are making sure funds are available for their self-care and grooming routines, both minimally invasive and surgical. Some economists have warned of a recession, but inflation is beginning to gradually cool, and the job market remains strong, giving people the confidence to spend and invest in themselves. Demand shows little signs of slowing for plastic surgeons. People are booking procedures further in advance so they can schedule around vacations and other important commitments.

Driving Demand

Minimally invasive procedures saw a big boost. *Many men are investing in their looks by taking advantage of these treatments that have little downtime and immediate results, with a 253% increase since 2019.* The average surgeon's cost for minimally invasive procedures is also less than most surgical procedures, ranging from \$530 to \$1,800, depending on the treatment. Yet, as some budgets tighten, surgical procedures, which are longer lasting, are seeing a bump in popularity. The surgeon's fee for these procedures generally range from \$3,000 to \$10,000. People typically spend a longer time considering whether to have surgical procedures before actually scheduling them, giving them time to plan and save for a more expensive operation.

Many procedures are also becoming less invasive, making them an attractive option for more people. Treatments like neuromodulators, fillers and skin treatments are seen as "preventative" care, which is being embraced by younger patients to keep them looking their best. It may allow them to postpone or avoid needing more invasive or more extensive procedures in the future.

Social media and selfies continue to contribute to the rise in procedures. People are seeing themselves and others more online, driving them to want to look and feel their best. Influencers and celebrities are more transparent about the treatments they have received but are also discussing the risks and recovery. Social media is helping to educate more people about plastic surgery and what procedures are available as more plastic surgeons post before-and-after pictures online.



Despite a tighter post-pandemic economy with high inflation and higher costs of borrowing, plastic surgery continues to thrive.

Balancing Beauty with Your Budget (continued)

Cost Conscience

As cosmetic surgery has become more accepted, it has become a popular and more accessible option for people to improve their looks and wellbeing.

Costs can fluctuate depending on the surgeon, procedure and region, yet, on average, surgeon fees for some popular procedures either decreased in cost or rose less than inflation in 2022. Fees for several of the Top 5 procedures dropped. Breast augmentation (#2) dipped by almost \$500 and eyelid surgery (#5) dropped by about \$900. Inflation in 2022 was almost 7%, but the surgeon's cost for procedures such as cheek implants, chin augmentation and ear surgery increased only between 3% and 4%. Some minimally invasive treatments also saw a dip in surgeon's fees. Nonsurgical skin tightening decreased \$250 and spider vein treatment (sclerotherapy) dropped by \$15.

Covering Costs

Plastic surgery, except in selective cases, is considered elective and is not covered by insurance. However, patients will know the full cost of their chosen procedure upfront, after a consultation. This allows patients, first, to decide if they can afford the procedure and, second, choose how they want to pay for it whether that is in a lump sum or finance it over a period of time. ***Patients should explore their full range of payment options before scheduling a procedure.*** This includes reading and understanding the interest rates and terms of a medical credit card, typical consumer credit card or loan if they choose to finance the procedure.

Medical credit cards can be an advantage to patients because they may offer a promotional period of low or no interest. The length of time and interest rate for the promotional period can vary and often depend on a patient's credit score. A patient may be able to budget appropriately to pay off the procedure during the promotional period, essentially getting a low- or no-interest loan. Yet, it is important to thoroughly understand the terms of a medical credit card before opening one. Some cards can charge "deferred interest," which means a patient doesn't pay any interest as long as the entire balance is paid off before the promotional period ends. Yet, if the balance is not paid in full, a patient will incur retroactive interest on the full amount of the procedure, not just the remaining balance.



More demand for procedures has led to more supply and, ***in some cases, decreasing costs.***

**2022 AVERAGE SURGEON/
PHYSICIAN FEES**

2022

2019

COSMETIC SURGICAL PROCEDURES – BREAST		
Breast augmentation (Implant placement for both primary and/or revisions)**	\$4,294	\$4,789
Breast implant removals (Augmentation patients only)**	\$3,437	\$3,037
Breast lift (Mastopexy)**	\$5,817	\$4,980
Breast reduction (Aesthetic patients only)**	\$6,771	\$5,838
Breast reduction in males (Gynecomastia)**	\$4,822	\$4,239
COSMETIC SURGICAL PROCEDURES – BODY		
Abdominoplasty**	\$7,215	\$6,125
Buttock augmentation with fat grafting**	\$6,083	\$4,738
Buttock implants**	\$7,074	\$5,264
Buttock lift**	\$6,372	\$5,554
Labiaplasty**	\$3,453	\$3,002
Liposuction	\$4,449	\$3,864
Lower body lift**	\$9,449	\$8,142
Thigh lift**	\$6,378	\$5,364
Upper arm lift (Brachioplasty)**	\$5,490	\$4,887
COSMETIC SURGICAL PROCEDURES – FACE		
Buccal fat pad removal†**	\$2,883	*
Cheek implant (Malar augmentation)**	\$3,781	\$3,664
Chin augmentation (Mentoplasty)**	\$3,379	\$3,234
Ear surgery (Otoplasty)**	\$3,962	\$3,808
Eyelid surgery (Blepharoplasty)**	\$3,339	\$4,278
Facelift (Rhytidectomy)**	\$9,281	\$7,944
Facial fat grafting**	\$3,100	*
Forehead lift**	\$4,282	\$3,815
Liposuction (Submental)†**	\$2,852	*
Neck lift**	\$6,267	\$5,698
Nose reshaping (Rhinoplasty)**	\$6,324	\$5,437
COSMETIC MINIMALLY INVASIVE PROCEDURES		
Neuromodulator injection (Botox®, Dysport®, Xeomin®, Jeaveau®)^	\$528	\$492
Lip augmentation (with injectable materials)†	\$743	*
Noninvasive fat reduction (e.g., Coolsculpting®, Liposonix®, Emsculpt®, Vanquish®, Zerona®, Kybella®)	\$1,226	\$1,481
Nonsurgical skin tightening (e.g., Pelleve®, Thermage®, Ulthera®)	\$1,832	\$2,308
Sclerotherapy	\$428	\$444
Skin resurfacing (e.g., Dermabrasion, Chemical peel, Laser - Ablative/ Non-ablative, Microdermabrasion)†	\$1,489	\$1,227
Skin treatment (Combination lasers) (e.g., Laser hair removal, IPL treatment, Laser tattoo removal, Laser treatment of leg veins)†	\$582	\$358
HA fillers (e.g., Juvederm Ultra®, Ultra Plus®, Voluma®, Volbella®, Vollure®, Restylane Lyft®, Restylane Silk®, Belotero®, Bolvella®, Restylane®)	\$794	*
Non-HA fillers (e.g., Radiesse®, Sculptra®, Bellafill®, Renuva®)†	\$1,039	*
Total 2022 Expenditures		

* Data unavailable this year.

**Counts of procedures performed by ASPS member surgeons only.

†First year procedure is being reported

All values are projected.

Fees generally vary according to region of country and patient needs.

These fees are averages only. Fees do not include anesthesia, operating room facilities or other related expenses.

ASPS Procedural Statistics represent procedures performed by ASPS member surgeons certified by The American Board of Plastic Surgery® as well as other physicians certified by American Board of Medical Specialties-recognized boards. © ASPS, 2023

Men Are Shaping Up, Not Only at the Gym but at the Plastic Surgeon's Office: Male Plastic Surgery Trends

Redefining Masculinity

Health and fitness routines for many men now include more than just regular trips to the gym. Today, more men are incorporating visits to a plastic surgeon. Many men are combining minimally invasive and surgical procedures into their health and self-care plans to help them become the best version of themselves. Everyone, including men, wants to look their best, making plastic surgery more accessible for any gender.

According to the gender breakouts for the 2022 ASPS Procedural Statistics, men accounted for exceptional growth – a 207% rise in total cosmetic procedures since 2019. There are a multitude of reasons men are embracing plastic surgery:

- More men are no longer retiring at 65 but are looking to extend their careers. Some seek a more youthful appearance to maintain career vitality and remain competitive in the job market.
- Social media has helped change the conversation in the past decade with more male celebrities and influencers sharing their plastic surgery journeys, making cosmetic procedures more culturally acceptable among men.



Men accounted for the exceptional growth – a **207%** rise in total cosmetic procedures since 2019.

Man-tenance

Many fitness-focused men are dedicated to working out and healthy eating. Unfortunately, a gym routine and strict diet don't always yield the desired results. Plastic surgery may fill a need within fitness plans to help men optimize their physiques, focus on stubborn areas plus tone and tighten certain areas exercise can't target. Body procedures contour their bodies in a way a gym membership can't.

- **Liposuction:** The most popular procedure overall. This surgical treatment carried over into male patients with immense popularity with 19,275 procedures performed in 2022. Even the most intense workouts can't get rid of some areas of stubborn fat. It permanently removes fat cells that exercise can't. "Ab etching" is gaining popularity using liposuction to create the appearance of a taut and toned six-pack.
- **Tummy tuck (Abdominoplasty):** The second most in-demand procedure for men is a tummy tuck. It effectively removes excess skin and fat while tightening ab muscles, giving a slimmer appearance.
- **Lower body lifts:** This procedure saw a surge with a 61% increase since 2019. Allowing men to remove excess skin and fat that sags around the mid-line, lower body lifts can also improve the appearance of dimpled skin. These are issues that more gym time won't improve. Surgery is the only option to tighten them.
- **Breast reduction in men (Gynecomastia surgery):** This procedure reduces breast size in men, flattening and enhancing the chest contours, giving it a more masculine appearance and for many men, boosts confidence. It has remained a top procedure among men, with a 9% increase since 2019.

Men Are Shaping Up, Not Only at the Gym but at the Plastic Surgeon's Office: Male Plastic Surgery Trends (continued)

Facing Off

Masculinity has been historically associated with a chiseled jawline, sculpted nose and strong profile. According to the deeper dive in the gender-specific numbers, men are focused on both major and minor changes. Plastic surgery can transform a man's looks by contouring the face and neck with a variety of procedures.

- **Eyelid surgery (Blepharoplasty):** This was the most popular facial procedure by far for men. More than 115,000 men had a surgical procedure to improve the appearance of the upper and/or lower eyelids. This helps eyes appear bigger and brighter by reducing the appearance of undereye bags. It may also help improve the field of vision.
- **Cheek implants (Malar augmentation):** This procedure saw the most growth among men since 2019 with an 80% jump. It helps sharpen cheekbones, giving them volume to make them more pronounced and defined, plus they can add symmetry to the face. Cheek implants also add a lift that filler can't, helping to improve midfacial sagging.
- **Chin augmentation (Mentoplasty):** Another procedure that increased for men was chin augmentation with a 21% rise since 2019. The procedure reshapes the chin to give better definition and a sharper look either by reducing the bone or using an implant, usually made of silicone, to elongate its appearance.
- **Nose reshaping (Rhinoplasty):** This procedure can help balance the proportions of the face as well as correct sports injuries to the face's most prominent feature. It saw a 6% increase for men since 2019.

TweakMENTS

Men have begun taking advantage of many minimally invasive procedures. They offer quick results to give a more youthful appearance without much downtime. ***These procedures have grown 253% among men.***

- **Dermal fillers:** Fillers add more volume and definition as well as plumpness to certain areas of the face to enhance cheeks, jawlines and the chin making them more angular, a typical masculine trait. The use of dermal fillers saw a 70% jump for men since 2019.
- **Neuromodulator injections:** Commonly called "Botox," more men are seeking out neuromodulator injections to reduce forehead, frown and crow's feet wrinkles and restore a more youthful appearance to give them an "executive" edge. This procedure has risen by 65% for men since 2019.
- **Skin resurfacing:** Men are also investing in skin care treatments such as dermabrasion, chemical peels, laser therapy and microdermabrasion to improve skin texture and prevent or reduce fine lines. Many men are adding these treatments to their self-care and grooming routines to maintain a more youthful appearance long term.

These procedures for men have grown
253%
since 2019.



2022 COSMETIC SURGERY GENDER DISTRIBUTION (FEMALE)	2022 TOTAL PROCEDURES	2022 TOTAL FEMALE	% of TOTAL PROCEDURES	% CHANGE 2022 vs 2019
COSMETIC SURGICAL PROCEDURES – BREAST				
Breast augmentation (Implant placement for both primary and/or revisions)**	298,568	296,883	99%	3%
Breast implant removals (Augmentation patients only)**	37,679	37,580	100%	12%
Breast lift (Mastopexy)**	143,364	143,106	100%	30%
Breast reduction (Aesthetic patients only)**	71,364	69,174	97%	49%
Breast reduction in males (Gynecomastia)**	24,517	1,617	7%	*
TOTAL	575,492	548,360	95%	15%
COSMETIC SURGICAL PROCEDURES – BODY				
Tummy tuck (Abdominoplasty)****	161,948	158,485	98%	39%
Buttock augmentation with fat grafting****	28,638	28,166	98%	*
Buttock implants****	1,164	1,126	97%	34%
Buttock lift****	7,338	7,063	96%	105%
Labiaplasty****	10,433	10,433	100%	-7%
Liposuction	325,669	306,394	94%	30%
Lower body lift****	10,445	9,350	90%	25%
Thigh lift****	9,421	8,884	94%	-3%
Upper arm lift****	21,429	20,997	98%	23%
TOTAL	576,485	550,898	96%	38%
COSMETIC SURGICAL PROCEDURES – FACE				
Cheek implant (Malar augmentation)**	8,238	6,693	81%	175%
Chin augmentation (Mentoplasty)**	5,403	4,003	74%	-2%
Ear surgery (Otoplasty)**	4,713	2,878	61%	-40%
Eyelid surgery (Blepharoplasty)**	115,261	101,094	88%	16%
Facelift (Rhytidectomy)**	72,668	67,706	93%	9%
Facial fat grafting**	33,877	31,629	93%	*
Forehead lift**	13,318	12,376	93%	-16%
Neck lift**	21,575	18,730	87%	-5%
Nose reshaping (Rhinoplasty)**	44,503	38,290	86%	44%
TOTAL	319,556	283,399	89%	28%
COSMETIC MINIMALLY INVASIVE PROCEDURES				
Neuromodulator injection (Botox®, Dysport®, Xeomin®, Jeaveau®)	8,736,591	8,210,529	94%	74%
Sclerotherapy	491,330	464,404	95%	54%
Skin resurfacing (e.g., Dermabrasion, Chemical peel, Laser - Ablative/ Non-ablative, Microdermabrasion)†	3,322,292	3,092,792	93%	*
Skin treatment (Combination lasers) (e.g., Laser hair removal, IPL treatment, Laser tattoo removal, Laser treatment of leg veins)†	2,915,199	2,458,562	84%	*
HA fillers (e.g., Juvederm Ultra®, Ultra Plus®, Voluma®, Volbella®, Vollure®, Restylane Lyft®, Restylane Silk®, Belotero®, Bolvella®, Restylane®)	4,883,419	4,748,166	97%	70%
Non-HA fillers (e.g., Radiesse®, Sculptra®, Bellafil®, Renuva®)†	852,905	755,486	89%	*
TOTAL COSMETIC MINIMALLY INVASIVE PROCEDURES	21,201,736	19,729,940	93%	***
TOTAL COSMETIC PROCEDURES	22,673,269	21,112,597	93%	***

All figures are projected.

† First year procedure is being reported

* Data unavailable in prior year.

**Counts of procedures performed by ASPS member surgeons only.

ASPS Procedural Statistics represent procedures performed by ASPS member surgeons certified by The American Board of Plastic Surgery® as well as other physicians certified by American Board of Medical Specialties-recognized boards. © ASPS, 2023

2022 COSMETIC SURGERY GENDER DISTRIBUTION (MALE)	2022 TOTAL PROCEDURES	2022 TOTAL MALE	% of TOTAL PROCEDURES	% CHANGE 2022 vs 2019
COSMETIC SURGICAL PROCEDURES - BREAST				
Breast augmentation (Implant placement for both primary and/or revisions)**	298,568	1,685	1%	*
Breast implant removals (Augmentation patients only)**	37,679	99	0%	*
Breast lift (Mastopexy)**	143,364	258	0%	*
Breast reduction (Aesthetic patients only)**	71,364	2,190	3%	*
Breast reduction in males (Gynecomastia)**	24,517	22,900	100%	9%
TOTAL	575,492	27,132	5%	29%
COSMETIC SURGICAL PROCEDURES - BODY				
Tummy tuck (Abdominoplasty)****	161,948	3,463	2%	-23%
Buttock augmentation with fat grafting****	28,638	472	2%	*
Buttock implants****	1,164	38	3%	-71%
Buttock lift****	7,338	275	4%	-44%
Labiaplasty****	10,433	0	0%	*
Liposuction	325,669	19,275	6%	-34%
Lower body lift****	10,445	1,095	10%	61%
Thigh lift****	9,421	537	6%	2%
Upper arm lift****	21,429	432	2%	5%
TOTAL	576,485	25,587	4%	-28%
COSMETIC SURGICAL PROCEDURES - FACE				
Cheek implant (Malar augmentation)**	8,238	1,545	19%	80%
Chin augmentation (Mentoplasty)**	5,403	1,400	26%	21%
Ear surgery (Otoplasty)**	4,713	1,835	39%	-47%
Eyelid surgery (Blepharoplasty)**	115,261	14,167	12%	0%
Facelift (Rhytidectomy)**	72,668	4,962	7%	-8%
Facial fat grafting**	33,877	2,248	7%	*
Forehead lift**	13,318	942	7%	-27%
Neck lift**	21,575	2,845	13%	-11%
Nose reshaping (Rhinoplasty)**	44,503	6,213	14%	6%
TOTAL	319,556	36,157	11%	2%
TOTAL COSMETIC SURGICAL PROCEDURES	1,471,533	88,876	6%	-4%
COSMETIC MINIMALLY INVASIVE PROCEDURES				
Neuromodulator injection (Botox®, Dysport®, Xeomin®, Jeaveau®)	8,736,591	526,062	6%	65%
Sclerotherapy	491,330	26,926	5%	54%
Skin resurfacing (e.g., Dermabrasion, Chemical peel, Laser - Ablative/ Non-ablative, Microdermabrasion)†	3,322,292	229,500	7%	*
Skin treatment (Combination lasers) (e.g., Laser hair removal, IPL treatment, Laser tattoo removal, Laser treatment of leg veins)†	2,915,199	456,637	16%	*
HA fillers (e.g., Juvederm Ultra®, Ultra Plus®, Voluma®, Volbella®, Vollure®, Restylane Lyft®, Restylane Silk®, Belotero®, Bolvella®, Restylane®)	4,883,419	135,253	3%	70%
Non-HA fillers (e.g., Radiesse®, Sculptra®, Bellafill®, Renuva®)†	852,905	97,418	11%	*
TOTAL COSMETIC MINIMALLY INVASIVE PROCEDURES	23,672,269	1,471,796	6%	*
TOTAL COSMETIC PROCEDURES	25,143,802	1,560,672	6%	*

All figures are projected.

† First year procedure is being reported

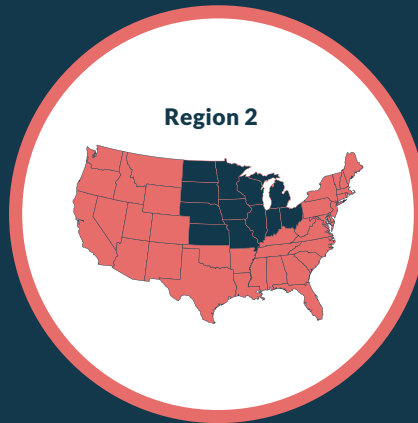
* Data unavailable in prior year.

**Counts of procedures performed by ASPS member surgeons only.

ASPS Procedural Statistics represent procedures performed by ASPS member surgeons certified by The American Board of Plastic Surgery® as well as other physicians certified by American Board of Medical Specialties-recognized boards. © ASPS, 2023



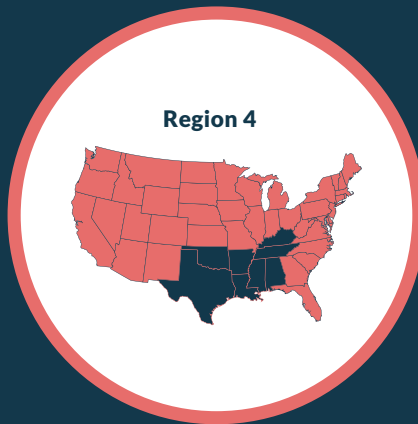
Region 1:
 New England (CT, ME, MA, NH, RI, VT)
 Middle Atlantic (NJ, NY, PA)



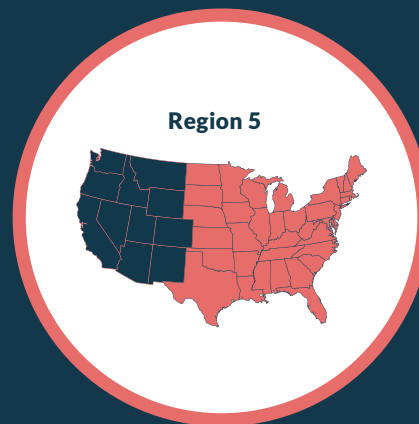
Region 2:
 East North Central (IL, IN, MI, OH, WI)
 West North Central (IA, KS, MN, MO, NE, ND, SD)



Region 3:
 South Atlantic (DE, DC, FL, GA, MD, NC, SC, VA, WV)



Region 4:
 East South Central (AL, KY, MS, TN)
 West South Central (AR, LA, OK, TX)



Region 5:
 Mountain (AZ, CO, ID, MT, NV, NM, UT, WY)
 Pacific (AK, CA, HI, OR, WA)

**2022 REGIONAL DISTRIBUTION
COSMETIC SURGICAL PROCEDURES**

	TOTAL	% OF PROCEDURES	TOTAL	% OF PROCEDURES
COSMETIC SURGICAL PROCEDURES	Region 1		Region 2	
Abdominoplasty**	26,144	16%	27,733	17%
Breast augmentation (Implant placement for both primary and/or revisions)**	33,153	11%	43,293	15%
Breast implant removals (Augmentation patients only)**	3,294	9%	4,162	11%
Breast lift (Mastopexy)**	12,752	9%	16,415	11%
Breast reduction (Aesthetic patients only)**	6,762	9%	10,092	14%
Breast reduction in males (Gynecomastia)**	3,103	13%	3,818	16%
Buccal fat pad removal†**	310	7%	487	11%
Buttock augmentation with fat grafting**	3,382	12%	4,584	16%
Buttock implants**	107	9%	48	4%
Buttock lift**	509	7%	0	0%
Cheek implant (Malar augmentation)**	1,040	13%	1,482	18%
Chin augmentation (Mentoplasty)**	0	0%	239	4%
Ear surgery (Otoplasty)**	311	7%	1,516	32%
Eyelid surgery (Blepharoplasty)**	9,898	9%	13,889	12%
Facelift (Rhytidectomy)**	8,336	11%	9,747	13%
Facial fat grafting**	4,328	13%	4,674	14%
Forehead lift**	1,682	13%	1,714	13%
Labioplasty**	3,282	31%	473	5%
Liposuction	22,277	7%	33,487	10%
Liposuction (Submental)†**	3,847	17%	1,783	8%
Lower body lift**	916	9%	1,367	13%
Neck lift**	2,476	11%	3,160	15%
Nose reshaping (Rhinoplasty)**	4,059	9%	5,473	12%
Thigh lift**	841	9%	1,683	18%
Upper arm lift (Brachioplasty)**	2,466	12%	3,437	16%
TOTAL COSMETIC SURGICAL PROCEDURES	155,273	10%	194,757	13%
COSMETIC MINIMALLY INVASIVE PROCEDURES				
Neuromodulator injection (Botox®, Dysport®, Xeomin®, Jeaveau®)	1,103,514	13%	1,152,448	13%
Lip augmentation (with injectable materials)†	232,529	17%	225,277	16%
Noninvasive fat reduction (e.g., Coolsculpting®, Liposonix®, Emsculpt®, Vanquish®, Zerona®, Kybella®)	117,064	17%	72,673	11%
Nonsurgical skin tightening (e.g., Pelleve®, Thermage®, Ulthera®)	29,055	7%	60,957	15%
Sclerotherapy	36,127	7%	160,824	33%
Skin resurfacing (e.g., Dermabrasion, Chemical peel, Laser - Ablative/Non-ablative, Microdermabrasion)†	276,169	8%	584,957	18%
Skin treatment (Combination lasers) (e.g., Laser hair removal, IPL treatment, Laser tattoo removal, Laser treatment of leg veins)†	322,389	11%	523,810	18%
HA fillers (e.g., Juvederm Ultra®, Ultra Plus®, Voluma®, Volbella®, Vollure®, Restylane Lyft®, Restylane Silk®, Belotero®, Bolvella®, Restylane®)	811,846	17%	655,148	13%
Non-HA fillers (e.g., Radiesse®, Sculptra®, Bellafill®, Renuva®)†	92,232	11%	159,319	19%
TOTAL COSMETIC MINIMALLY INVASIVE PROCEDURES	3,020,925	13%	3,595,413	15%
TOTAL COSMETIC PROCEDURES	3,176,198	13%	3,790,169	15%
RECONSTRUCTIVE PROCEDURES				
Breast implant removal (Reconstructive patients only)**	2,258	9%	3,855	16%
Breast reconstruction**	21,972	14%	30,076	20%

2022 REGIONAL DISTRIBUTION COSMETIC SURGICAL PROCEDURES	TOTAL	% OF PROCEDURES	TOTAL	% OF PROCEDURES	TOTAL	% OF PROCEDURES
	Region 3		Region 4		Region 5	
COSMETIC SURGICAL PROCEDURES						
Abdominoplasty**	36,611	23%	26,168	16%	45,293	28%
Breast augmentation (Implant placement for both primary and/or revisions)**	62,978	21%	49,202	16%	109,941	37%
Breast implant removals (Augmentation patients only)**	10,352	27%	9,603	25%	10,269	27%
Breast lift (Mastopexy)**	36,486	25%	24,617	17%	53,093	37%
Breast reduction (Aesthetic patients only)**	19,549	27%	13,735	19%	21,227	30%
Breast reduction in males (Gynecomastia)**	6,512	27%	3,971	16%	7,113	29%
Buccal fat pad removal†**	790	17%	502	11%	2,454	54%
Buttock augmentation with fat grafting**	7,697	27%	5,600	20%	7,375	26%
Buttock implants**	589	51%	178	15%	243	21%
Buttock lift**	786	11%	3,398	46%	2,645	36%
Cheek implant (Malar augmentation)**	2,269	28%	1,593	19%	1,854	23%
Chin augmentation (Mentoplasty)**	0	0%	684	13%	4,480	83%
Ear surgery (Otoplasty)**	1,100	23%	540	11%	1,246	26%
Eyelid surgery (Blepharoplasty)**	22,589	20%	22,110	19%	46,775	41%
Facelift (Rhytidectomy)**	21,444	30%	11,130	15%	22,011	30%
Facial fat grafting**	10,348	31%	5,304	16%	9,222	27%
Forehead lift**	3,941	30%	2,273	17%	3,708	28%
Labiaplasty**	2,025	19%	3,674	35%	980	9%
Liposuction	69,992	21%	67,692	21%	132,222	41%
Liposuction (Submental)†**	7,248	33%	4,648	21%	4,759	21%
Lower body lift**	3,733	36%	1,959	19%	2,470	24%
Neck lift**	4,661	22%	4,344	20%	6,935	32%
Nose reshaping (Rhinoplasty)**	8,406	19%	7,240	16%	19,325	43%
Thigh lift**	1,810	19%	2,670	28%	2,417	26%
Upper arm lift (Brachioplasty)**	5,913	28%	4,578	21%	5,035	23%
TOTAL COSMETIC SURGICAL PROCEDURES	347,828	23%	277,412	19%	523,091	35%
COSMETIC MINIMALLY INVASIVE PROCEDURES						
Neuromodulator injection (Botox®, Dysport®, Xeomin®, Jeaveau®)	2,659,728	30%	1,788,933	20%	2,031,968	23%
Lip augmentation (with injectable materials)†	392,216	28%	214,850	16%	313,759	23%
Noninvasive fat reduction (e.g., Coolsculpting®, Liposonix®, Emsculpt®, Vanquish®, Zerona®, Kybella®)	164,969	24%	85,733	13%	242,493	36%
Nonsurgical skin tightening (e.g., Pelleve®, Thermage®, Ulthera®)	80,615	20%	56,718	14%	181,625	44%
Sclerotherapy	164,969	24%	85,733	13%	242,493	36%
Skin resurfacing (e.g., Dermabrasion, Chemical peel, Laser - Ablative/Non-ablative, Microdermabrasion)†	704,992	21%	784,146	24%	972,028	29%
Skin treatment (Combination lasers) (e.g., Laser hair removal, IPL treatment, Laser tattoo removal, Laser treatment of leg veins)†	506,271	17%	375,222	13%	1,187,507	41%
HA fillers (e.g., Juvederm Ultra®, Ultra Plus®, Voluma®, Volbella®, Vollure®, Restylane Lyft®, Restylane Silk®, Belotero®, Bolvella®, Restylane®)	1,021,523	21%	771,871	16%	1,623,031	33%
Non-HA fillers (e.g., Radiesse®, Sculptra®, Bellafill®, Renuva®)†	219,198	26%	76,503	9%	305,653	36%
TOTAL COSMETIC MINIMALLY INVASIVE PROCEDURES	5,868,637	25%	4,259,666	18%	6,927,628	29%
TOTAL COSMETIC PROCEDURES	6,216,465	25%	4,537,078	18%	7,450,720	30%
RECONSTRUCTIVE PROCEDURES						
Breast implant removal (Reconstructive patients only)**	6,838	28%	4,508	19%	6,857	28%
Breast reconstruction**	35,880	24%	19,684	13%	44,029	29%