



2009 REPORT of the 2008 STATISTICS

# NATIONAL CLEARINGHOUSE

of Plastic Surgery Statistics



AMERICAN SOCIETY OF  
PLASTIC SURGEONS

*Established 1931. The Symbol of Excellence in Plastic Surgery®*



AMERICAN SOCIETY OF PLASTIC SURGEONS

Please credit the **American Society of Plastic Surgeons** when citing statistical data or using graphics.

# 2009 Report of the 2008 Statistics

## Index

**Department of Public Relations** 444 East Algonquin Road, Arlington Heights, IL 60005-4664 ■ **Phone** 847-228-9900 ■ **Fax** 847-228-7485  
**Email** [media@plasticsurgery.org](mailto:media@plasticsurgery.org) ■ **Website** [www.plasticsurgery.org](http://www.plasticsurgery.org)

About the American Society of Plastic Surgeons.....	3
Methodology and Validity .....	4

### 2000-2008 Trends

2008 Quick Facts .....	5
National Plastic Surgery Statistics – Cosmetic and Reconstructive Procedures.....	6
2008 Top Five Cosmetic and Reconstructive Plastic Surgery Procedures Charts.....	7
Cosmetic Surgery Gender Distribution – Female.....	8
Top Five Cosmetic Surgery Gender Distribution Charts – Female.....	9
Cosmetic Surgery Gender Distribution – Male .....	10
Top Five Cosmetic Surgery Gender Distribution Charts – Male .....	11
Cosmetic Surgery Age Distribution.....	12, 13, 14
Regional Distribution – Cosmetic Procedures .....	15
Average Surgeon/Physician Fees – Cosmetic Procedures .....	16
Cosmetic Demographics.....	17
Body Contouring After Massive Weight Loss.....	18
Reconstructive Surgery Procedures .....	19
Reconstructive Breast Patients .....	20

### 1992-2008 ASPS Member Data Only

Cosmetic Surgery Trends.....	21
Reconstructive Surgery Trends.....	22



AMERICAN SOCIETY OF  
PLASTIC SURGEONS

Please credit the **American Society of Plastic Surgeons** when citing statistical data or using graphics.

## About the American Society of Plastic Surgeons

**Department of Public Relations** 444 East Algonquin Road, Arlington Heights, IL 60005-4664 ■ **Phone** 847-228-9900 ■ **Fax** 847-228-7485  
**Email** [media@plasticsurgery.org](mailto:media@plasticsurgery.org) ■ **Website** [www.plasticsurgery.org](http://www.plasticsurgery.org)

### The American Society of Plastic Surgeons®

ASPS®, a non-profit organization, supports members in their efforts to provide the highest quality patient care through education, research and advocacy. It is the only organization with more than a decade of plastic surgery statistics – 1992-2008. ASPS is the largest organization of board-certified plastic surgeons in the world. With more than 7,000 members, the Society is recognized as a leading authority and information source on cosmetic and reconstructive plastic surgery. ASPS comprises more than 94 percent of all board-certified plastic surgeons in the United States. Founded in 1931, the Society represents physicians certified by The American Board of Plastic Surgery, Inc.® (ABPS®) or The Royal College of Physicians and Surgeons of Canada.

The ASPS mission is to advance quality care to plastic surgery patients by encouraging high standards of training, ethics, physician practice, and research in plastic surgery.

ASPS Member Surgeons are uniquely qualified to perform cosmetic and reconstructive plastic surgery on the face and all areas of the body.

Consumers may visit the ASPS Website at [www.plasticsurgery.org](http://www.plasticsurgery.org) to find ASPS Member Surgeons in their area and learn more about cosmetic and reconstructive plastic surgery.

### ASPS Spokespersons Network

The ASPS Spokespersons Network is a valuable plastic surgery resource. It comprises more than 100 plastic surgeons from across the United States and Canada trained and available to assist journalists.

These spokespersons provide expert perspectives on a broad range of plastic surgery topics including procedural details, the patient-physician relationship, emerging trends, teens, minorities, Patients of Courage, and reality TV. They are also knowledgeable about the Society's positions on health care reform, scope of practice and other issues that affect patient care.

To arrange interviews with members of the ASPS Spokespersons Network, contact the ASPS Public Relations Department.

### [www.plasticsurgery.org](http://www.plasticsurgery.org)

The ASPS online newsroom is the most comprehensive site for journalistic research on cosmetic and reconstructive plastic surgery on the Internet. The latest news releases and the online version of the National Clearinghouse of Plastic Surgery Statistics are available.

Full color graphics and statistical graphs can be downloaded or are available by contacting the ASPS Public Relations Department.

### Pre- and Postoperative Photos and B-Roll

ASPS has a complete library of pre- and postoperative images and B-roll available to the media by contacting the ASPS Public Relations Department.

---

### ASPS Member Surgeons have the following qualifications:

- ✓ Are **certified** by The American Board of Plastic Surgery and **trained** specifically in plastic surgery.
  - ✓ Have at least **5 years** surgical training, minimum of 2 years plastic surgery training.
  - ✓ Operate only in **accredited** medical facilities.
  - ✓ Adhere to a strict code of **ethics**.
  - ✓ Fulfill continuing education requirements, including **patient safety** techniques.
  - ✓ Are **partners** with patients in cosmetic and reconstructive plastic surgery.
-



AMERICAN SOCIETY OF  
PLASTIC SURGEONS

Please credit the **American Society of Plastic Surgeons** when citing statistical data or using graphics.

## Methodology and Validity

**Department of Public Relations** 444 East Algonquin Road, Arlington Heights, IL 60005-4664 ■ **Phone** 847-228-9900 ■ **Fax** 847-228-7485  
**Email** [media@plasticsurgery.org](mailto:media@plasticsurgery.org) ■ **Website** [www.plasticsurgery.org](http://www.plasticsurgery.org)

### National Clearinghouse of Plastic Surgery Statistics

#### Methodology

Since 1992, the American Society of Plastic Surgeons® (ASPS®) has been the source of cosmetic and reconstructive plastic surgery statistical trends in the U.S. Trends representing 16 years of patients who had procedures performed by board-certified ASPS Member Surgeons. ASPS has partnered with Data Harbor Solutions, a health care industry data management and technology development company, to ensure objectivity in the gathering, analysis and publication of its procedural statistics.

Since 2000, the report represents a universal and comprehensive estimate of cosmetic and reconstructive plastic surgery procedures performed by ASPS Member Surgeons as well as other physicians most likely to perform plastic surgery procedures. These physicians are all certified by American Board of Medical Specialties (ABMS) recognized boards.

ABMS is the umbrella organization for the 24 approved medical specialty boards in the United States. Established in 1933, ABMS serves to provide information concerning issues involving specialization and certification in medicine. ABMS represents physicians who are certified by The American Board of Plastic Surgery® (ABPS®), the only ABMS member board that certifies surgeons in plastic surgery of the face and entire body.

ASPS offers the most comprehensive, reliable statistics on plastic surgery procedures collected through the first online national database for plastic surgery procedures, Tracking Operations and Outcomes for Plastic Surgeons<sup>SM</sup> (TOPS<sup>SM</sup>). This data is combined with the annual survey sent to ABMS board-certified physicians. All responses are aggregated and extrapolated to the entire population of more than 24,000 physicians most likely to perform cosmetic and reconstructive plastic surgery procedures, resulting in the most accurate census available.

#### Validity

Results of the survey are based on a 95 percent confidence level with a maximum error range of  $\pm 3.3$  percent.



Please credit the **American Society of Plastic Surgeons** when citing statistical data or using graphics.

## 2008 Quick Facts

Percentage change 2008 vs. 2007

AMERICAN SOCIETY OF  
PLASTIC SURGEONS

Department of Public Relations 444 East Algonquin Road, Arlington Heights, IL 60005-4664 ■ Phone 847-228-9900 ■ Fax 847-228-7485  
Email [media@plasticsurgery.org](mailto:media@plasticsurgery.org) ■ Website [www.plasticsurgery.org](http://www.plasticsurgery.org)

### 2008 TOTALS

**12.1 million** cosmetic procedures **↑ 3%**

- **1.7 million** cosmetic surgical procedures **↓ 9%**
- **10.4 million** cosmetic minimally-invasive procedures **↑ 5%**

**4.9 million** reconstructive procedures **↑ 3%**

#### DESPITE THE ECONOMY...

##### Cosmetic Surgical

Pectoral implants	↑ 203%
Dermabrasion	↑ 13%
Cheek implants	↑ 11%
Buttock lift	↑ 8%
Lower body lift	↑ 8%

##### Cosmetic Minimally-Invasive

Laser skin resurfacing	↑ 15%
Botox	↑ 8%
Hyaluronic fillers	↑ 6%
Laser treatment of leg veins	↑ 6%
Polylactic acid fillers	↑ 5%

##### Reconstructive

Breast reconstruction	↑ 39%
Birth defect reconstruction	↑ 16%
Hand surgery	↑ 13%
Scar revision	↑ 8%
Burn care	↑ 7%

#### DID YOU KNOW...

- Office-based cosmetic procedures **↑ 13%**
- Multiple cosmetic procedures performed at once **↑ 9%**
- Repeat patients **↑ 7%**
- \$10.3 billion spent on cosmetic procedures in the US **↓ 9%**
- Region(s) with most cosmetic procedures performed in US is Pacific/Mountain, **3.5 million**
- Smallest percentage year-over-year increase in cosmetic procedures since 2000 **↑ 3%**
- Cosmetic surgical procedures have decreased for the first time since 2004 **↓ 9%**

#### DUE TO THE ECONOMY...

##### Cosmetic Surgical

Liposuction	↓ 19%
Tummy tucks	↓ 18%
Breast augmentation	↓ 12%
Facelift	↓ 5%

##### Cosmetic Minimally-Invasive

Microdermabrasion	↓ 6%
Cellulite treatment	↓ 5%
Laser hair removal	↓ 2%

##### Reconstructive

Breast reduction	↓ 16%
------------------	-------

### ETHNIC

**Cosmetic procedures are ↑ in all groups except Caucasians**

Hispanics	↑ 18%
Asians	↑ 5%
African Americans	↑ 10%
Caucasians	↓ 2%

### AGE

#### 20-29 year olds

750,000 total cosmetic procedures	↓ 3%
271,000 surgical	↓ 9%
479,000 minimally-invasive	no change

#### 30-39 year olds

2.3 million total cosmetic procedures	↑ 1%
391,000 surgical	↓ 10%
1.9 million minimally-invasive	↑ 3%

#### 40-54 year olds

5.7 million total cosmetic procedures	↑ 4%
553,000 surgical	↓ 9%
5.1 million minimally-invasive	↑ 6%

#### 55 and over

3.2 million total cosmetic procedures	↑ 3%
372,000 surgical	↓ 9%
2.8 million minimally-invasive	↑ 5%

### GENDER

#### Female

**91% of all cosmetic procedures**

11 million total cosmetic procedures	↑ 3%
1,449,000 surgical	↓ 10%
9.5 million minimally-invasive	↑ 5%

#### Male

**9% of all cosmetic procedures**

1.1 million total cosmetic procedures	no change
220,000 surgical	↓ 5%
901,000 minimally-invasive	↑ 2%



AMERICAN SOCIETY OF  
PLASTIC SURGEONS

Please credit the **American Society of Plastic Surgeons** when citing statistical data or using graphics.

# 2000/2007/2008 National Plastic Surgery Statistics

## Cosmetic and Reconstructive Procedure Trends

Department of Public Relations 444 East Algonquin Road, Arlington Heights, IL 60005-4664 ■ Phone 847-228-9900 ■ Fax 847-228-7485  
Email [media@plasticsurgery.org](mailto:media@plasticsurgery.org) ■ Website [www.plasticsurgery.org](http://www.plasticsurgery.org)

Top five procedures in bold.

	2000	2007	2008	% CHANGE 2008 vs. 2000	% CHANGE 2008 vs. 2007
<b>COSMETIC SURGICAL PROCEDURES</b>					
<b>Breast augmentation (Augmentation mammoplasty)***</b>	<b>212,500</b>	<b>347,524</b>	<b>307,230</b>	45%	-12%
Breast implant removals (Augmentation patients only)	40,787	26,909	20,967	-49%	-22%
Breast lift (Mastopexy)	52,836	104,176	92,461	75%	-11%
Breast reduction in men (Gynecomastia)	20,351	21,311	17,902	-12%	-16%
Buttock implants	*	1,038	853	*	-18%
Buttock lift	1,356	3,300	3,554	162%	8%
Calf augmentation	*	328	247	*	-25%
Cheek implant (Malar augmentation)	10,427	7,964	8,828	-15%	11%
Chin augmentation (Mentoplasty)	26,924	14,933	14,117	-48%	-5%
Dermabrasion	42,218	70,014	78,954	87%	13%
Ear surgery (Otoplasty)	36,295	28,571	29,434	-19%	3%
<b>Eyelid surgery (Blepharoplasty)</b>	<b>327,514</b>	<b>240,660</b>	<b>221,398</b>	-32%	-8%
Facelift (Rhytidectomy)	<b>133,856</b>	118,414	112,933	-16%	-5%
Forehead lift	120,971	42,895	42,063	-65%	-2%
Hair transplantation	44,694	18,346	17,580	-61%	-4%
Lip augmentation (other than injectable materials)	18,589	23,585	20,728	12%	-12%
<b>Liposuction</b>	<b>354,015</b>	<b>301,882</b>	<b>245,138</b>	-31%	-19%
Lower body lift	207	8,564	9,286	4386%	8%
<b>Nose reshaping (Rhinoplasty)</b>	<b>389,155</b>	<b>284,960</b>	<b>279,218</b>	-28%	-2%
Pectoral implants	*	440	1,335	*	203%
Thigh lift <sup>^^</sup>	5,303	8,897	9,088	71%	2%
<b>Tummy tuck (Abdominoplasty)</b>	<b>62,713</b>	<b>148,410</b>	<b>121,653</b>	94%	-18%
Upper arm lift <sup>^^</sup>	338	13,997	14,059	4059%	0%
<b>TOTAL COSMETIC SURGICAL PROCEDURES</b>	<b>1,901,049</b>	<b>1,837,118</b>	<b>1,669,026</b>	<b>-12%</b>	<b>-9%</b>
<b>COSMETIC MINIMALLY-INVASIVE PROCEDURES</b>					
<b>Botox®**</b>	<b>786,911</b>	<b>4,625,192</b>	<b>5,014,446</b>	537%	8%
Cellulite treatment	23,952	38,691	36,858	54%	-5%
<b>Chemical peel</b>	<b>1,149,457</b>	<b>1,024,788</b>	<b>1,048,577</b>	-9%	2%
<b>Laser hair removal</b>	<b>735,996</b>	<b>905,940</b>	<b>891,712</b>	21%	-2%
Laser skin resurfacing	170,951	347,255	400,262	134%	15%
Ablative	*	103,394	103,394	*	*
Non-ablative (Fraxel, etc.)	*	296,868	296,868	*	*
Laser treatment of leg veins	245,424	209,630	222,047	-10%	6%
<b>Microdermabrasion</b>	<b>868,315</b>	<b>896,505</b>	<b>841,733</b>	-3%	-6%
Sclerotherapy	866,555	383,717	375,328	-57%	-2%
Soft Tissue Fillers	652,885	1,523,474	1,593,632	144%	5%
Calcium hydroxylapatite (Radiesse™)	*	176,261	179,489	*	2%
Collagen	587,615	174,290	178,899	-70%	3%
Porcine/bovine-based (Evolence, Zyderm, Zyplast)	*	33,563	33,563	*	*
Human-based (Cosmoderm, Cosmoplast, Cymetra, Fascian)	*	145,336	145,336	*	*
Fat	65,270	46,690	46,218	-29%	-1%
<b>Hyaluronic acid (Hylaform®, Hylaform Plus®, Restylane®, Juvederm™, Perlane®, Captique®)</b>	<b>*</b>	<b>1,050,722</b>	<b>1,109,373</b>	*	6%
Poly lactic acid (Sculptra™)	*	75,511	79,653	*	5%
<b>TOTAL COSMETIC MINIMALLY-INVASIVE PROCEDURES</b>	<b>5,500,446</b>	<b>9,955,192</b>	<b>10,424,595</b>	<b>90%</b>	<b>5%</b>
<b>TOTAL COSMETIC PROCEDURES</b>	<b>7,401,495</b>	<b>11,792,310</b>	<b>12,093,621</b>	<b>63%</b>	<b>3%</b>
<b>RECONSTRUCTIVE PROCEDURES</b>					
Dog bite repair <sup>^</sup>	43,089	31,089	28,232	*	-9%
Birth defect reconstruction	40,076	27,636	31,950	-20%	16%
Breast implant removals (Reconstructive patients only)	16,806	14,502	19,939	19%	37%
Breast reconstruction	80,908	57,102	79,458	-2%	39%
<b>Breast reduction</b>	<b>84,780</b>	<b>106,179</b>	<b>88,732</b>	5%	-16%
Burn care <sup>^^</sup>	*	18,141	19,501	*	7%
<b>Hand surgery<sup>^^</sup></b>	<b>*</b>	<b>88,689</b>	<b>100,354</b>	*	13%
<b>Laceration repair</b>	<b>358,666</b>	<b>286,124</b>	<b>307,485</b>	-14%	7%
Maxillofacial surgery	79,331	80,331	86,301	9%	7%
Microsurgery <sup>^^</sup>	*	11,949	12,248	*	3%
<b>Scar revision</b>	<b>221,858</b>	<b>150,080</b>	<b>162,803</b>	-27%	8%
<b>Tumor removal<sup>^^</sup></b>	<b>*</b>	<b>3,602,184</b>	<b>3,769,503</b>	*	5%
Other reconstructive procedures	376,270	319,871	242,685	-36%	-24%
<b>TOTAL RECONSTRUCTIVE PROCEDURES</b>	<b>*</b>	<b>4,793,877</b>	<b>4,949,191</b>	<b>*</b>	<b>3%</b>

All figures are projected.

\* Data unavailable.

\*\* Botox® numbers are of anatomic sites injected.

\*\*\*53% of total 2008 breast implants were saline; 47% were silicone.

<sup>^</sup>In 2000 figure included all animal bites.

<sup>^^</sup>The number of procedures in 2007 has been restated due to a modeling change.

<sup>^^^</sup>67% of total 2008 thigh and upper arm lifts were after massive weight loss.



AMERICAN SOCIETY OF PLASTIC SURGEONS

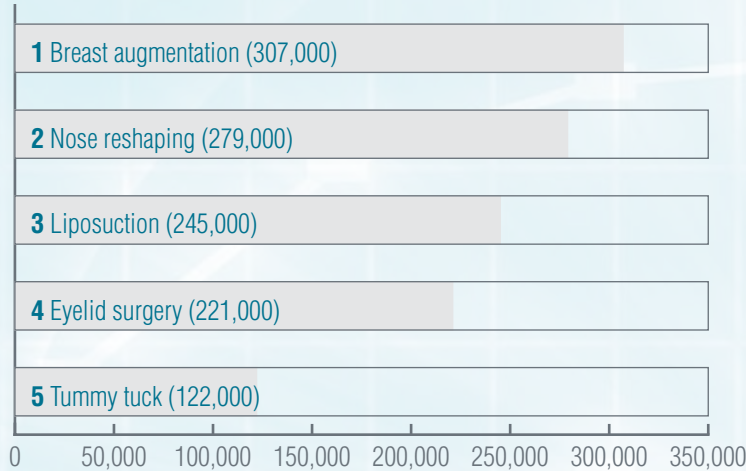
Please credit the **American Society of Plastic Surgeons** when citing statistical data or using graphics.

# 2008 Top Five Plastic Surgery Procedures Charts

## Cosmetic and Reconstructive Procedure Trends

Department of Public Relations 444 East Algonquin Road, Arlington Heights, IL 60005-4664 ■ Phone 847-228-9900 ■ Fax 847-228-7485  
Email [media@plasticsurgery.org](mailto:media@plasticsurgery.org) ■ Website [www.plasticsurgery.org](http://www.plasticsurgery.org)

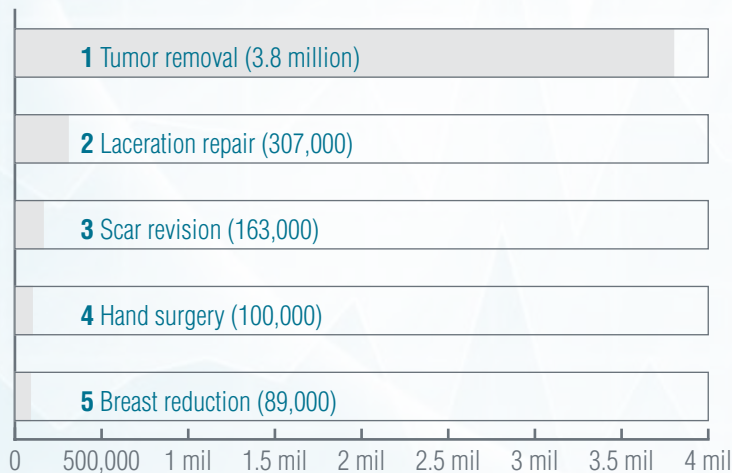
### Top Five Surgical Cosmetic Procedures



### Top Five Minimally-Invasive Cosmetic Procedures



### Top Five Reconstructive Procedures





Please credit the **American Society of Plastic Surgeons** when citing statistical data or using graphics.

AMERICAN SOCIETY OF  
PLASTIC SURGEONS

# 2008 Cosmetic Surgery Gender Distribution

## Female

Department of Public Relations 444 East Algonquin Road, Arlington Heights, IL 60005-4664 ■ Phone 847-228-9900 ■ Fax 847-228-7485  
Email [media@plasticsurgery.org](mailto:media@plasticsurgery.org) ■ Website [www.plasticsurgery.org](http://www.plasticsurgery.org)

### Top five procedures in bold.

		FEMALE PATIENTS					
		2008 TOTAL PROCEDURES	2008 TOTAL FEMALE	% OF PROCEDURES	% CHANGE 2008 vs. 2007	% CHANGE 2008 vs. 2007	
<b>SURGICAL</b>	<b>COSMETIC SURGICAL PROCEDURES</b>						
	<b>Breast augmentation (Augmentation mammoplasty)***</b>	<b>307,230</b>	<b>307,230</b>	<b>100%</b>	<b>45%</b>	<b>-12%</b>	
	Breast implant removals (Augmentation patients only)	20,967	20,967	100%	-49%	-22%	
	Breast lift (Mastopexy)	92,461	92,461	100%	75%	-11%	
	Breast reduction in men (Gynecomastia)	17,902	0	0%	-	-	
	Buttock implants	853	740	87%	*	-18%	
	Buttock lift	3,554	3,293	93%	152%	8%	
	Calf augmentation	247	98	40%	*	-15%	
	Cheek implant (Malar augmentation)	8,828	6,181	70%	-29%	11%	
	Chin augmentation (Mentoplasty)	14,117	6,875	49%	-61%	-4%	
	Dermabrasion	78,954	68,282	86%	145%	13%	
	Ear surgery (Otoplasty)	29,434	17,764	60%	-7%	4%	
	<b>Eyelid surgery (Blepharoplasty)</b>	<b>221,398</b>	<b>190,218</b>	<b>86%</b>	<b>-30%</b>	<b>-8%</b>	
	Facelift (Rhytidectomy)	112,933	102,570	91%	-14%	-5%	
	Forehead lift	42,063	37,345	89%	-65%	-2%	
	Hair transplantation	17,580	4,921	28%	21%	-1%	
	Lip augmentation (other than injectable materials)	20,728	19,856	96%	8%	-12%	
	<b>Liposuction</b>	<b>245,138</b>	<b>218,038</b>	<b>89%</b>	<b>-28%</b>	<b>-19%</b>	
	Lower body lift	9,286	8,463	91%	-	9%	
	<b>Nose reshaping (Rhinoplasty)</b>	<b>279,218</b>	<b>204,301</b>	<b>73%</b>	<b>-15%</b>	<b>-3%</b>	
Pectoral implants	1,335	0	0%	*	-		
Thigh lift	9,088	8,627	95%	70%	2%		
<b>Tummy tuck (Abdominoplasty)</b>	<b>121,653</b>	<b>116,867</b>	<b>96%</b>	<b>93%</b>	<b>-18%</b>		
Upper arm lift	14,059	13,760	98%	3971%	0%		
	<b>TOTAL COSMETIC SURGICAL PROCEDURES</b>	<b>1,669,026</b>	<b>1,448,857</b>	<b>87%</b>	<b>-4%</b>	<b>-10%</b>	
<b>MINIMALLY-INVASIVE</b>	<b>COSMETIC MINIMALLY-INVASIVE PROCEDURES</b>						
	<b>Botox®**</b>	<b>5,014,446</b>	<b>4,700,732</b>	<b>94%</b>	<b>579%</b>	<b>9%</b>	
	Cellulite treatment	36,858	31,916	87%	33%	-5%	
	<b>Chemical peel</b>	<b>1,048,577</b>	<b>962,206</b>	<b>92%</b>	<b>1%</b>	<b>2%</b>	
	<b>Laser hair removal</b>	<b>891,712</b>	<b>717,221</b>	<b>80%</b>	<b>19%</b>	<b>-2%</b>	
	Laser skin resurfacing	400,262	350,917	88%	135%	15%	
	Laser treatment of leg veins	222,047	195,158	88%	-13%	6%	
	<b>Microdermabrasion</b>	<b>841,733</b>	<b>667,549</b>	<b>79%</b>	<b>-15%</b>	<b>-6%</b>	
	Sclerotherapy	375,328	369,924	99%	-56%	-2%	
	Soft Tissue Fillers	1,593,632	1,460,208	92%	142%	5%	
	Calcium hydroxylapatite (Radiesse™)	179,489	167,552	93%	*	2%	
	Collagen	178,899	171,288	96%	-68%	3%	
	Fat	46,218	43,215	94%	-30%	-1%	
	<b>Hyaluronic acid (Hylaform®, Hylaform Plus®, Restylane®, Juvederm™, Perlane®, Coptique®)</b>	<b>1,109,373</b>	<b>1,078,153</b>	<b>97%</b>	<b>*</b>	<b>6%</b>	
	Poly lactic acid (Sculptra™)	79,653	68,130	86%	*	5%	
		<b>TOTAL COSMETIC MINIMALLY-INVASIVE PROCEDURES</b>	<b>10,424,595</b>	<b>9,523,961</b>	<b>91%</b>	<b>96%</b>	<b>5%</b>
		<b>TOTAL COSMETIC PROCEDURES</b>	<b>12,093,621</b>	<b>10,972,818</b>	<b>91%</b>	<b>72%</b>	<b>3%</b>

All figures are projected.

Due to rounding male and female totals may not equal procedure total.

\* Data unavailable.

\*\* Botox® numbers are of anatomic sites injected.

\*\*\*53% of total 2008 breast implants were saline; 47% were silicone





AMERICAN SOCIETY OF PLASTIC SURGEONS

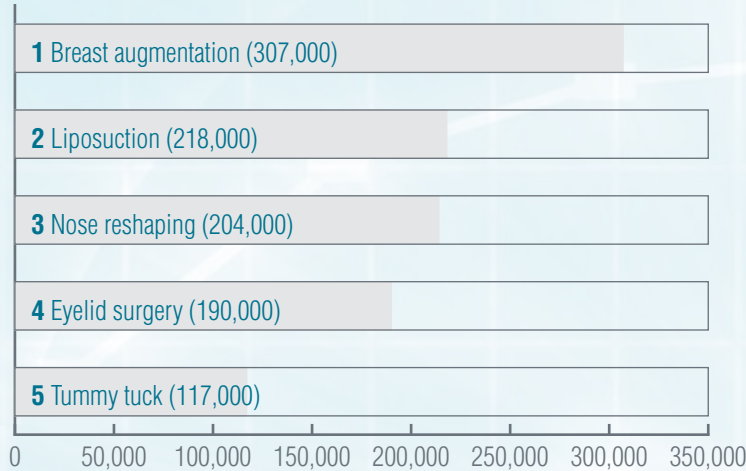
Please credit the **American Society of Plastic Surgeons** when citing statistical data or using graphics.

## 2008 Cosmetic Surgery Gender Distribution Charts

### Female

Department of Public Relations 444 East Algonquin Road, Arlington Heights, IL 60005-4664 ■ Phone 847-228-9900 ■ Fax 847-228-7485  
Email [media@plasticsurgery.org](mailto:media@plasticsurgery.org) ■ Website [www.plasticsurgery.org](http://www.plasticsurgery.org)

#### Top Five Female Cosmetic Surgical Procedures



#### Top Five Female Minimally-Invasive Cosmetic Procedures





Please credit the **American Society of Plastic Surgeons** when citing statistical data or using graphics.

# 2008 Cosmetic Surgery Gender Distribution

Male

AMERICAN SOCIETY OF  
PLASTIC SURGEONS

Department of Public Relations 444 East Algonquin Road, Arlington Heights, IL 60005-4664 ■ Phone 847-228-9900 ■ Fax 847-228-7485  
Email [media@plasticsurgery.org](mailto:media@plasticsurgery.org) ■ Website [www.plasticsurgery.org](http://www.plasticsurgery.org)

**Top five procedures in bold.**

		MALE PATIENTS				
		2008	2008	% OF	% CHANGE	% CHANGE
		TOTAL PROCEDURES	TOTAL MALE	PROCEDURES	2008 vs. 2000	2008 vs. 2007
<b>SURGICAL</b>	<b>COSMETIC SURGICAL PROCEDURES</b>					
	Breast augmentation (Augmentation mammoplasty)	<b>307,230</b>	0	0%	-	-
	Breast implant removals (Augmentation patients only)	20,967	0	0%	-	-
	Breast lift (Mastopexy)	92,461	0	0%	-	-
	<b>Breast reduction in men (Gynecomastia)</b>	17,902	<b>17,902</b>	<b>100%</b>	<b>-12%</b>	<b>-16%</b>
	Buttock implants	853	113	13%	*	-16%
	Buttock lift	3,554	261	7%	444%	5%
	Calf augmentation	247	149	60%	*	-30%
	Cheek implant (Malar augmentation)	8,828	2,647	30%	59%	11%
	Chin augmentation (Mentoplasty)	14,117	7,242	51%	-20%	-7%
	Dermabrasion	78,954	10,672	14%	-25%	11%
	Ear surgery (Otoplasty)	29,434	11,670	40%	-32%	1%
	<b>Eyelid surgery (Blepharoplasty)</b>	<b>221,398</b>	<b>31,180</b>	<b>14%</b>	<b>-46%</b>	<b>-11%</b>
	Facelift (Rhytidectomy)	112,933	10,363	9%	-32%	-4%
	Forehead lift	42,063	4,718	11%	-63%	-4%
	<b>Hair transplantation</b>	17,580	<b>12,659</b>	<b>72%</b>	<b>-69%</b>	<b>-5%</b>
	Lip augmentation (other than injectable materials)	20,728	872	4%	276%	-8%
	<b>Liposuction</b>	<b>245,138</b>	<b>27,100</b>	<b>11%</b>	<b>-48%</b>	<b>-17%</b>
	Lower body lift	9,286	823	9%	298%	7%
	<b>Nose reshaping (Rhinoplasty)</b>	<b>279,218</b>	<b>74,917</b>	<b>27%</b>	<b>-50%</b>	<b>1%</b>
Pectoral implants	1,335	1,335	100%	*	203%	
Thigh lift	9,088	461	5%	110%	0%	
Tummy tuck (Abdominoplasty)	<b>121,653</b>	4,786	4%	109%	-15%	
Upper arm lift	14,059	299	2%	-	-1%	
	<b>TOTAL COSMETIC SURGICAL PROCEDURES</b>	<b>1,669,026</b>	<b>220,169</b>	<b>13%</b>	<b>-44%</b>	<b>-5%</b>
<b>MINIMALLY-INVASIVE</b>	<b>COSMETIC MINIMALLY-INVASIVE PROCEDURES</b>					
	<b>Botox®**</b>	<b>5,014,446</b>	<b>313,714</b>	<b>6%</b>	<b>233%</b>	<b>6%</b>
	Cellulite treatment	36,858	4,942	13%	25911%	-2%
	<b>Chemical peel</b>	<b>1,048,577</b>	<b>86,371</b>	<b>8%</b>	<b>-57%</b>	<b>2%</b>
	<b>Laser hair removal</b>	<b>891,712</b>	<b>174,491</b>	<b>20%</b>	<b>31%</b>	<b>-1%</b>
	<b>Laser skin resurfacing</b>	<b>400,262</b>	<b>49,345</b>	<b>12%</b>	<b>129%</b>	<b>17%</b>
	Ablative	103,394	-	-	-	-
	Non-ablative	296,868	-	-	-	-
	Laser treatment of leg veins	222,047	26,889	12%	28%	4%
	<b>Microdermabrasion</b>	<b>841,733</b>	<b>174,184</b>	<b>21%</b>	<b>102%</b>	<b>-5%</b>
	Sclerotherapy	375,328	5,404	1%	-80%	1%
	Soft Tissue Fillers	1,593,632	65,294	4%	30%	2%
	Calcium hydroxylapatite (Radiesse™)	179,489	11,937	7%	*	-1%
	Collagen	178,899	7,611	4%	-84%	4%
	Porcine/bovine-based (Evolence, Zyderm, Zyplast)	33,563	-	-	-	-
	Human-based (Cosmoderm, Cosmoplast, Cymetra, Fascian)	145,336	-	-	-	-
	Fat	46,218	3,003	6%	-23%	0%
	Hyaluronic acid (Hylaform®, Hylaform Plus®, Restylane®, Juvederm™, Perlane®, Captique®)	<b>1,109,373</b>	31,220	3%	*	2%
	Polylic acid (Sculptra™)	79,653	11,523	14%	*	6%
		<b>TOTAL COSMETIC MINIMALLY-INVASIVE PROCEDURES</b>	<b>10,424,595</b>	<b>900,634</b>	<b>9%</b>	<b>42%</b>
	<b>TOTAL COSMETIC PROCEDURES</b>	<b>12,093,621</b>	<b>1,120,803</b>	<b>9%</b>	<b>9%</b>	<b>0%</b>

All figures are projected.

Due to rounding male and female totals may not equal procedure total.

\* Data unavailable.

\*\* Botox® numbers are of anatomic sites injected.



AMERICAN SOCIETY OF PLASTIC SURGEONS

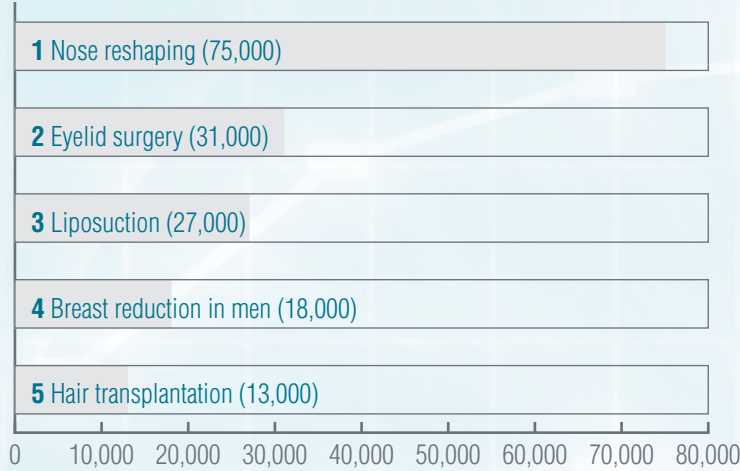
Please credit the **American Society of Plastic Surgeons** when citing statistical data or using graphics.

# 2008 Cosmetic Surgery Gender Distribution Charts

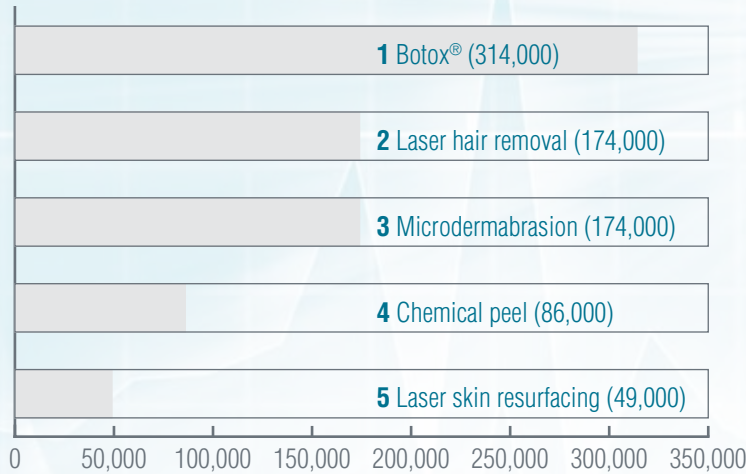
## Male

Department of Public Relations 444 East Algonquin Road, Arlington Heights, IL 60005-4664 ■ Phone 847-228-9900 ■ Fax 847-228-7485  
Email [media@plasticsurgery.org](mailto:media@plasticsurgery.org) ■ Website [www.plasticsurgery.org](http://www.plasticsurgery.org)

### Top Five Male Cosmetic Surgical Procedures in 2008



### Top Five Male Minimally-Invasive Cosmetic Procedures





AMERICAN SOCIETY OF  
PLASTIC SURGEONS

Please credit the **American Society of Plastic Surgeons** when citing statistical data or using graphics.

## 2008 Cosmetic Surgery Age Distribution (13-19)

Department of Public Relations 444 East Algonquin Road, Arlington Heights, IL 60005-4664 ■ Phone 847-228-9900 ■ Fax 847-228-7485  
Email [media@plasticsurgery.org](mailto:media@plasticsurgery.org) ■ Website [www.plasticsurgery.org](http://www.plasticsurgery.org)

### Top five procedures in bold.

		2008 TOTAL	18-19 % OF PATIENTS	% CHANGE 2008 vs. 2007
<b>COSMETIC SURGICAL PROCEDURES</b>				
<b>18-19 year olds only</b>				
Breast augmentation (Augmentation mammoplasty)		<b>8,983</b>	3%	-14%
Breast implant removals (Augmentation patients only)		76	0%	-22%
<b>13-19 year olds</b>				
Breast lift (Mastopexy)		1,703	2%	-12%
Breast reduction in men (Gynecomastia)		<b>14,203</b>	79%	-13%
Chin augmentation (Mentoplasty)		1,381	10%	-8%
Dermabrasion		3,222	4%	16%
Ear surgery (Otoplasty)		<b>7,921</b>	27%	-2%
Eyelid surgery (Blepharoplasty)		2,072	1%	-9%
Lip augmentation (other than injectable materials)		209	1%	-12%
Liposuction		<b>3,979</b>	2%	-20%
Nose reshaping (Rhinoplasty)		<b>38,136</b>	14%	-2%
<b>TOTAL COSMETIC SURGICAL PROCEDURES</b>		<b>81,885</b>	<b>5%</b>	<b>-7%</b>
<b>COSMETIC MINIMALLY-INVASIVE PROCEDURES</b>				
Botox <sup>®</sup> **		<b>11,633</b>	0%	6%
Chemical peel		5,040	0%	6%
Laser hair removal		<b>63,545</b>	7%	-6%
Laser skin resurfacing		<b>16,244</b>	4%	17%
Laser treatment of leg veins		<b>24,580</b>	11%	8%
Microdermabrasion		<b>10,203</b>	1%	-9%
Sclerotherapy		2,002	1%	4%
Soft Tissue Fillers		4,004	0%	3%
Calcium hydroxylapatite (Radiesse <sup>™</sup> )		705	0%	-1%
Collagen		245	0%	-2%
Fat		347	1%	0%
Hyaluronic acid (Hylaform <sup>®</sup> , Hylaform Plus <sup>®</sup> , Restylane <sup>®</sup> , Juvederm <sup>™</sup> , Perlane <sup>®</sup> , Captique <sup>®</sup> )		1,810	0%	3%
Polyactic acid (Sculptra <sup>™</sup> )		897	1%	7%
<b>TOTAL COSMETIC MINIMALLY-INVASIVE PROCEDURES</b>		<b>137,251</b>	<b>1%</b>	<b>0%</b>
<b>TOTAL COSMETIC PROCEDURES</b>		<b>219,136</b>	<b>2%</b>	<b>-2%</b>

All figures are projected.

\*\* Botox<sup>®</sup> numbers are of anatomic sites injected.



Please credit the **American Society of Plastic Surgeons** when citing statistical data or using graphics.

# 2008 Cosmetic Surgery Age Distribution (20-39)

AMERICAN SOCIETY OF  
PLASTIC SURGEONS

Department of Public Relations 444 East Algonquin Road, Arlington Heights, IL 60005-4664 ■ Phone 847-228-9900 ■ Fax 847-228-7485  
Email [media@plasticsurgery.org](mailto:media@plasticsurgery.org) ■ Website [www.plasticsurgery.org](http://www.plasticsurgery.org)

**Top five procedures in bold.**

	20-29			30-39		
	2008 TOTAL	% OF PATIENTS	% CHANGE 2008 vs. 2007	2008 TOTAL	% OF PATIENTS	% CHANGE 2008 vs. 2007
<b>COSMETIC SURGICAL PROCEDURES</b>						
Breast augmentation (Augmentation mammoplasty)	<b>93,652</b>	30%	-13%	<b>108,855</b>	35%	-11%
Breast implant removals (Augmentation patients only)	2,610	12%	-20%	6,320	30%	-20%
Breast lift (Mastopexy)	<b>13,609</b>	15%	-11%	<b>29,975</b>	32%	-10%
Breast reduction in men (Gynecomastia)	1,776	10%	-17%	1,122	6%	-20%
Buttock implants	172	20%	-17%	296	35%	-18%
Buttock lift	442	12%	9%	998	28%	8%
Calf augmentation	90	36%	-22%	99	40%	-24%
Cheek implant (Malar augmentation)	869	10%	9%	1,766	20%	11%
Chin augmentation (Mentoplasty)	1,857	13%	-4%	1,913	14%	-1%
Dermabrasion	5,093	6%	14%	8,958	11%	11%
Ear surgery (Otoplasty)	8,489	29%	3%	5,500	19%	8%
Eyelid surgery (Blepharoplasty)	4,074	2%	-7%	14,359	6%	-6%
Facelift (Rhytidectomy)	330	0%	-7%	1,806	2%	-5%
Forehead lift	225	1%	0%	1,500	4%	-2%
Hair transplantation	1,380	8%	-2%	1,690	10%	-4%
Lip augmentation (other than injectable materials)	1,030	5%	-14%	2,455	12%	-14%
Liposuction	<b>35,780</b>	15%	-16%	<b>81,869</b>	33%	-15%
Lower body lift	863	9%	10%	2,513	27%	8%
Nose reshaping (Rhinoplasty)	<b>84,210</b>	30%	-1%	<b>72,171</b>	26%	-1%
Pectoral implants	605	45%	206%	212	16%	203%
Thigh lift	607	7%	0%	2,528	28%	2%
Tummy tuck (Abdominoplasty)	<b>12,077</b>	10%	-19%	<b>41,913</b>	34%	-18%
Upper arm lift	1,302	9%	4%	2,149	15%	0%
<b>TOTAL COSMETIC SURGICAL PROCEDURES</b>	<b>271,142</b>	<b>16%</b>	<b>-9%</b>	<b>390,967</b>	<b>23%</b>	<b>-10%</b>
<b>COSMETIC MINIMALLY-INVASIVE PROCEDURES</b>						
Botox <sup>®</sup> **	<b>79,098</b>	2%	3%	<b>941,208</b>	19%	5%
Cellulite treatment	8,059	22%	-1%	20,272	55%	-5%
Chemical peel	12,089	1%	-5%	<b>121,501</b>	12%	-9%
Laser hair removal	<b>199,263</b>	22%	-2%	<b>265,128</b>	30%	2%
Laser skin resurfacing	24,202	6%	16%	31,743	8%	14%
Laser treatment of leg veins	<b>27,061</b>	12%	9%	64,358	29%	7%
Microdermabrasion	<b>68,815</b>	8%	-6%	<b>200,870</b>	24%	-3%
Sclerotherapy	15,430	4%	0%	72,358	19%	-6%
Soft Tissue Fillers	44,818	3%	7%	182,481	11%	10%
Calcium hydroxylapatite (Radiesse <sup>™</sup> )	3,605	2%	1%	16,011	9%	4%
Collagen	7,749	4%	4%	27,012	15%	9%
Fat	2,515	5%	-4%	5,792	13%	-5%
Hyaluronic acid (Hylaform <sup>®</sup> , Hylaform Plus <sup>®</sup> , Restylane <sup>®</sup> , Juvederm <sup>™</sup> , Perlane <sup>®</sup> , Captique <sup>®</sup> )	<b>26,791</b>	2%	9%	<b>125,476</b>	11%	12%
Poly-lactic acid (Sculptra <sup>™</sup> )	4,158	5%	9%	8,190	10%	7%
<b>TOTAL COSMETIC MINIMALLY-INVASIVE PROCEDURES</b>	<b>478,835</b>	<b>5%</b>	<b>0%</b>	<b>1,899,919</b>	<b>18%</b>	<b>3%</b>
<b>TOTAL COSMETIC PROCEDURES</b>	<b>749,977</b>	<b>6%</b>	<b>-3%</b>	<b>2,290,886</b>	<b>19%</b>	<b>1%</b>

All figures are projected.

\*\* Botox<sup>®</sup> numbers are of anatomic sites injected.



AMERICAN SOCIETY OF  
PLASTIC SURGEONS

Please credit the **American Society of Plastic Surgeons** when citing statistical data or using graphics.

## 2008 Cosmetic Surgery Age Distribution (40-55+)

Department of Public Relations 444 East Algonquin Road, Arlington Heights, IL 60005-4664 ■ Phone 847-228-9900 ■ Fax 847-228-7485  
Email [media@plasticsurgery.org](mailto:media@plasticsurgery.org) ■ Website [www.plasticsurgery.org](http://www.plasticsurgery.org)

### Top five procedures in bold.

	40-54			55 AND OVER		
	2008 TOTAL	% OF PATIENTS	% CHANGE 2008 vs. 2007	2008 TOTAL	% OF PATIENTS	% CHANGE 2008 vs. 2007
<b>COSMETIC SURGICAL PROCEDURES</b>						
Breast augmentation (Augmentation mammoplasty)	<b>84,856</b>	28%	-7%	10,884	4%	-33%
Breast implant removals (Augmentation patients only)	8,566	41%	-24%	3,395	16%	-21%
Breast lift (Mastopexy)	35,497	38%	-14%	11,677	13%	-6%
Breast reduction in men (Gynecomastia)	572	3%	-31%	229	1%	-56%
Buttock implants	326	38%	-19%	59	7%	-18%
Buttock lift	1,522	43%	8%	592	17%	7%
Calf augmentation	38	15%	-22%	20	8%	-39%
Cheek implant (Malar augmentation)	4,175	47%	10%	2,018	23%	13%
Chin augmentation (Mentoplasty)	3,334	24%	-3%	5,632	40%	-8%
Dermabrasion	28,959	37%	14%	<b>32,722</b>	41%	11%
Ear surgery (Otoplasty)	4,199	14%	2%	3,325	11%	7%
Eyelid surgery (Blepharoplasty)	<b>93,676</b>	42%	-8%	<b>107,217</b>	48%	-8%
Facelift (Rhytidectomy)	35,986	32%	-4%	<b>74,811</b>	66%	-5%
Forehead lift	16,885	40%	-1%	<b>23,453</b>	56%	-3%
Hair transplantation	3,829	22%	-1%	10,681	61%	-5%
Lip augmentation (other than injectable materials)	7,131	34%	-9%	9,903	48%	-13%
Liposuction	<b>97,215</b>	40%	-18%	<b>26,295</b>	11%	-34%
Lower body lift	3,894	42%	10%	2,016	22%	5%
Nose reshaping (Rhinoplasty)	<b>61,994</b>	22%	-5%	22,707	8%	-2%
Pectoral implants	311	23%	208%	207	16%	196%
Thigh lift	4,334	48%	3%	1,619	18%	0%
Tummy tuck (Abdominoplasty)	<b>50,006</b>	41%	-21%	17,657	15%	-9%
Upper arm lift	5,937	42%	-1%	4,671	33%	1%
<b>TOTAL COSMETIC SURGICAL PROCEDURES</b>	<b>553,242</b>	<b>33%</b>	<b>-9%</b>	<b>371,790</b>	<b>22%</b>	<b>-9%</b>
<b>COSMETIC MINIMALLY-INVASIVE PROCEDURES</b>						
Botox®**	<b>2,803,544</b>	56%	9%	<b>1,178,963</b>	24%	9%
Cellulite treatment	8,387	23%	-6%	140	0%	-64%
Chemical peel	<b>463,570</b>	44%	4%	<b>446,377</b>	43%	4%
Laser hair removal	<b>307,511</b>	34%	-2%	56,265	6%	-9%
Laser skin resurfacing	161,173	40%	16%	<b>166,900</b>	42%	14%
Laser treatment of leg veins	70,103	32%	6%	35,945	16%	2%
Microdermabrasion	<b>376,268</b>	45%	-9%	<b>185,577</b>	22%	-3%
Sclerotherapy	175,734	47%	1%	109,804	29%	-5%
Soft Tissue Fillers	763,326	48%	6%	599,003	38%	2%
Calcium hydroxylapatite (Radiesse™)	72,747	41%	1%	86,421	48%	3%
Collagen	70,928	40%	-2%	72,965	41%	5%
Fat	17,033	37%	-4%	20,531	44%	3%
Hyaluronic acid (Hylaform®, Hylaform Plus®, Restylane®, Juvederm™, Perlane®, Captique®)	<b>556,875</b>	50%	7%	<b>398,421</b>	36%	1%
Polyactic acid (Sculptra™)	45,743	57%	7%	20,665	26%	0%
<b>TOTAL COSMETIC MINIMALLY-INVASIVE PROCEDURES</b>	<b>5,129,616</b>	<b>49%</b>	<b>6%</b>	<b>2,778,974</b>	<b>27%</b>	<b>5%</b>
<b>TOTAL COSMETIC PROCEDURES</b>	<b>5,682,858</b>	<b>47%</b>	<b>4%</b>	<b>3,150,764</b>	<b>26%</b>	<b>3%</b>

All figures are projected.

\*\* Botox® numbers are of anatomic sites injected.



AMERICAN SOCIETY OF  
PLASTIC SURGEONS

Please credit the **American Society of Plastic Surgeons** when citing statistical data or using graphics.

## 2008 Regional Distribution Cosmetic Procedures

Department of Public Relations 444 East Algonquin Road, Arlington Heights, IL 60005-4664 ■ Phone 847-228-9900 ■ Fax 847-228-7485  
Email [media@plasticsurgery.org](mailto:media@plasticsurgery.org) ■ Website [www.plasticsurgery.org](http://www.plasticsurgery.org)

### Region 1:

New England (CT, ME, MA, NH, RI, VT)  
Middle Atlantic (NJ, NY, PA)

### Region 2:

East North Central (IL, IN, MI, OH, WI)  
West North Central (IA, KS, MN, MO, NE, ND, SD)

### Region 3:

South Atlantic (DE, DC, FL, GA, MD, NC, SC, VA, WV, PR)

### Region 4:

East South Central (AL, KY, MS, TN)  
West South Central (AR, LA, OK, TX)

### Region 5:

Mountain (AZ, CO, ID, MT, NV, NM, UT, WY)  
Pacific (AK, CA, HI, OR, WA)

Top five procedures in bold.

		Region 1	Region 2	Region 3	Region 4	Region 5	
	2008 TOTAL PROCEDURES	% OF TOTAL PROCEDURES	% OF TOTAL PROCEDURES	% OF TOTAL PROCEDURES	% OF TOTAL PROCEDURES	% OF TOTAL PROCEDURES	
<b>SURGICAL</b>	<b>COSMETIC SURGICAL PROCEDURES</b>						
	Breast augmentation (Augmentation mammoplasty)	<b>307,230</b>	47,288 15%	48,309 16%	51,289 17%	49,805 16%	110,539 36%
	Breast implant removals (Augmentation patients only)	20,967	3,976 19%	3,683 18%	4,096 20%	4,597 22%	4,615 22%
	Breast lift (Mastopexy)	92,461	12,103 13%	13,781 15%	19,855 21%	18,878 20%	27,844 30%
	Breast reduction in men (Gynecomastia)	17,902	5,421 30%	2,972 17%	2,753 15%	2,057 11%	4,699 26%
	Buttock implants	853	145 17%	110 13%	236 28%	205 24%	157 18%
	Buttock lift	3,554	807 23%	1,059 30%	568 16%	524 15%	596 17%
	Calf augmentation	247	68 28%	25 10%	66 27%	28 11%	60 24%
	Cheek implant (Malar augmentation)	8,828	1,516 17%	812 9%	1,662 19%	3,438 39%	1,400 16%
	Chin augmentation (Mentoplasty)	14,117	3,432 24%	2,024 14%	2,271 16%	1,615 11%	4,775 34%
	Dermabrasion	78,954	10,138 13%	22,851 29%	19,212 24%	10,744 14%	16,009 20%
	Ear surgery (Otoplasty)	29,434	5,481 19%	6,140 21%	4,790 16%	4,275 15%	8,748 30%
	Eyelid surgery (Blepharoplasty)	<b>221,398</b>	45,355 20%	31,003 14%	47,403 21%	26,706 12%	70,931 32%
	Facelift (Rhytidectomy)	112,933	20,699 18%	12,618 11%	27,067 24%	16,886 15%	35,663 32%
	Forehead lift	42,063	6,747 16%	5,445 13%	7,274 17%	7,575 18%	15,022 36%
	Hair transplantation	17,580	1,686 10%	1,793 10%	1,931 11%	8,770 50%	3,400 19%
	Lip augmentation (other than injectable materials)	20,728	5,682 27%	3,233 16%	3,270 16%	3,962 19%	4,581 22%
	Liposuction	<b>245,138</b>	42,704 17%	33,029 13%	55,130 22%	38,959 16%	75,316 31%
	Lower body lift	9,286	2,762 30%	1,430 15%	1,068 12%	2,049 22%	1,977 21%
Nose reshaping (Rhinoplasty)	<b>279,218</b>	84,121 30%	43,067 15%	35,832 13%	50,985 18%	65,213 23%	
Pectoral implants	1,335	249 19%	153 11%	336 25%	198 15%	399 30%	
Thigh lift	9,088	2,230 25%	1,512 17%	1,418 16%	1,835 20%	2,093 23%	
Tummy tuck (Abdominoplasty)	<b>121,653</b>	22,059 18%	21,134 17%	22,187 18%	19,006 16%	37,267 31%	
Upper arm lift	14,059	3,883 28%	2,163 15%	2,880 20%	1,778 13%	3,355 24%	
<b>TOTAL COSMETIC SURGICAL PROCEDURES</b>	<b>1,669,026</b>	<b>328,552 20%</b>	<b>258,346 15%</b>	<b>312,594 19%</b>	<b>274,875 16%</b>	<b>494,659 30%</b>	
<b>MINIMALLY-INVASIVE</b>	<b>COSMETIC MINIMALLY-INVASIVE PROCEDURES</b>						
	Botox®**	<b>5,014,446</b>	953,181 19%	666,819 13%	1,200,807 24%	690,753 14%	1,502,886 30%
	Cellulite treatment	36,858	8,646 23%	8,423 23%	7,626 21%	4,071 11%	8,092 22%
	Chemical peel	<b>1,048,577</b>	251,831 24%	177,440 17%	204,672 20%	93,628 9%	321,006 31%
	Laser hair removal	<b>891,712</b>	153,916 17%	120,838 14%	186,198 21%	132,374 15%	298,386 33%
	Laser skin resurfacing	400,262	81,445 20%	91,065 23%	62,646 16%	40,033 10%	125,073 31%
	Laser treatment of leg veins	222,047	55,776 25%	23,040 10%	37,434 17%	23,330 11%	82,467 37%
	Microdermabrasion	<b>841,733</b>	221,886 26%	158,874 19%	168,008 20%	96,353 11%	196,612 23%
	Sclerotherapy	375,328	59,386 16%	46,887 12%	81,403 22%	135,909 36%	51,743 14%
	Soft Tissue Fillers	1,593,632	485,226 30%	190,342 12%	285,536 18%	167,471 11%	465,057 29%
	Calcium hydroxylapatite (Radiesse™)	179,489	59,350 33%	27,511 15%	36,031 20%	26,296 15%	30,301 17%
	Collagen	178,899	81,881 46%	14,541 8%	27,605 15%	20,425 11%	34,447 19%
	Fat	46,218	8,644 19%	8,933 19%	11,300 24%	3,657 8%	13,684 30%
	Hyaluronic acid (Hylaform®, Hylaform Plus®, Restylane®, Juvederm™, Perlane®, Captique®)	<b>1,109,373</b>	325,033 29%	121,245 11%	197,829 18%	89,087 8%	376,179 34%
	Polyactic acid (Sculptra™)	79,653	10,318 13%	18,112 23%	12,771 16%	28,006 35%	10,446 13%
	<b>TOTAL COSMETIC MINIMALLY-INVASIVE PROCEDURES</b>	<b>10,424,595</b>	<b>2,271,293 22%</b>	<b>1,483,728 14%</b>	<b>2,234,330 21%</b>	<b>1,383,922 13%</b>	<b>3,051,322 29%</b>
<b>TOTAL COSMETIC PROCEDURES</b>	<b>12,093,621</b>	<b>2,599,845 21%</b>	<b>1,742,074 14%</b>	<b>2,546,924 21%</b>	<b>1,658,797 14%</b>	<b>3,545,981 29%</b>	

All figures are projected.

\*\* Botox® numbers are of anatomic sites injected.

ASPS Procedural Statistics represent procedures performed by ASPS Member Surgeons certified by The American Board of Plastic Surgery, Inc.® as well as other physicians certified by American Board of Medical Specialties-recognized boards. © ASPS, 2009



AMERICAN SOCIETY OF  
PLASTIC SURGEONS

Please credit the **American Society of Plastic Surgeons** when citing statistical data or using graphics.

## 2008 Average Surgeon/Physician Fees

### Cosmetic Procedures

Department of Public Relations 444 East Algonquin Road, Arlington Heights, IL 60005-4664 ■ Phone 847-228-9900 ■ Fax 847-228-7485  
Email [media@plasticsurgery.org](mailto:media@plasticsurgery.org) ■ Website [www.plasticsurgery.org](http://www.plasticsurgery.org)

	NATIONAL AVERAGE SURGEON/PHYSICIAN FEE	TOTAL EXPENDITURE
<b>COSMETIC SURGICAL PROCEDURES</b>		
Breast augmentation (Augmentation mammoplasty)	\$3,348	\$1,028,470,806
Breast implant removals (Augmentation patients only)	\$2,435	\$51,044,485
Breast lift (Mastopexy)	\$4,301	\$397,702,379
Breast reduction in men (Gynecomastia)	\$3,282	\$58,748,692
Buttock implants	\$4,497	\$3,835,856
Buttock lift	\$4,709	\$16,735,934
Calf augmentation	\$3,609	\$891,445
Cheek implant (Malar augmentation)	\$2,553	\$22,538,578
Chin augmentation (Mentoplasty)	\$2,178	\$30,752,676
Dermabrasion	\$1,077	\$85,045,683
Ear surgery (Otoplasty)	\$2,791	\$82,142,581
Eyelid surgery (Blepharoplasty)	\$2,963	\$656,011,019
Facelift (Rhytidectomy)	\$6,012	\$678,932,543
Forehead lift	\$3,192	\$134,259,724
Hair transplantation	\$4,451	\$78,241,548
Lip augmentation (other than injectable materials)	\$1,756	\$36,390,317
Liposuction	\$2,881	\$706,146,023
Lower body lift	\$7,273	\$67,532,778
Nose reshaping (Rhinoplasty)	\$4,197	\$1,171,821,853
Pectoral implants	\$3,591	\$4,793,639
Thigh lift	\$4,656	\$42,309,434
Tummy tuck (Abdominoplasty)	\$5,167	\$628,535,620
Upper arm lift	\$3,761	\$52,878,787
<b>COSMETIC MINIMALLY-INVASIVE PROCEDURES</b>		
Botox®	\$391	\$979,934,873
Cellulite treatment	\$234	\$8,622,780
Chemical peel	\$815	\$854,232,114
Laser hair removal	\$456	\$406,270,172
Laser skin resurfacing		
Ablative	\$2,128	\$220,046,342
Non-ablative (Fraxel, etc.)	\$1,359	\$403,387,272
Laser treatment of leg veins	\$397	\$88,042,856
Microdermabrasion	\$200	\$168,188,092
Sclerotherapy	\$331	\$124,235,959
Soft Tissue Fillers		
Calcium hydroxylapatite (Radiesse™)	\$707	\$126,816,851
Collagen		
Porcine/bovine-based (Evolence, Zyderm, Zyplast)	\$452	\$15,163,109
Human-based (Cosmoderm, Cosmoplast, Cymetra, Fascian)	\$467	\$67,891,148
Fat	\$1,563	\$72,246,670
Hyaluronic acid (Hylaform®, Hylaform Plus®, Restylane®, Juvederm™, Perlane®, Captique®)	\$578	\$641,425,169
Poly lactic acid (Sculptra™)	\$1,019	\$81,165,594
<b>TOTAL 2008 EXPENDITURES</b>		<b>\$10,293,431,401</b>

All figures are projected.

Fees generally vary according to region of country and patient needs.

These fees are averages only. Fees do not include anesthesia, operating room facilities or other related expenses.





AMERICAN SOCIETY OF  
PLASTIC SURGEONS

Please credit the **American Society of Plastic Surgeons** when citing statistical data or using graphics.

## 2008 Cosmetic Demographics

Department of Public Relations 444 East Algonquin Road, Arlington Heights, IL 60005-4664 ■ Phone 847-228-9900 ■ Fax 847-228-7485  
Email [media@plasticsurgery.org](mailto:media@plasticsurgery.org) ■ Website [www.plasticsurgery.org](http://www.plasticsurgery.org)

	2008	% 2008	% 2007
<b>COSMETIC PATIENTS WHO ARE REPEAT PATIENTS</b>	5,283,844	44%	42%
<b>PATIENTS HAVING MULTIPLE COSMETIC PROCEDURES AT THE SAME TIME</b>	5,385,256	45%	42%
<b>COSMETIC PROCEDURES PERFORMED IN</b>			
Office	7,848,996	65%	59%
Hospital	1,832,870	15%	19%
Free-standing Ambulatory Surgical Facility	2,411,754	20%	22%
<b>COSMETIC PATIENTS ETHNICITY</b>			
Caucasian	8,825,104	73%	76%
Hispanic	1,253,956	10%	9%
African-American	907,141	8%	7%
Asian-American	865,647	7%	7%
Other	241,773	2%	1%

### MOST COMMONLY REQUESTED PROCEDURES FOR ETHNIC PATIENTS

	African-American	Asian-American	Hispanic
<b>SURGICAL</b>	Liposuction Nose-reshaping Breast reduction	Nose-reshaping Eyelid surgery Breast augmentation	Liposuction Breast augmentation Nose reshaping
<b>MINIMALLY-INVASIVE</b>	Botox Injectable fillers Chemical peel	Botox Injectable fillers Chemical peel	Botox Injectable fillers Chemical peel

All figures are projected.



AMERICAN SOCIETY OF PLASTIC SURGEONS

Please credit the **American Society of Plastic Surgeons** when citing statistical data or using graphics.

## 2008 Body Contouring After Massive Weight Loss

Department of Public Relations 444 East Algonquin Road, Arlington Heights, IL 60005-4664 ■ Phone 847-228-9900 ■ Fax 847-228-7485  
Email [media@plasticsurgery.org](mailto:media@plasticsurgery.org) ■ Website [www.plasticsurgery.org](http://www.plasticsurgery.org)

	2008	% CHANGE 2008 vs. 2007	2007
Extended abdominoplasty / Lower body lift	17,478	-10%	19,500
Thigh lift*	6,483	-19%	8,023
Upper arm lift*	9,050	-4%	9,385
Breast lift / reduction	25,658	-15%	30,039
<b>TOTAL BODY CONTOURING PROCEDURES AFTER MASSIVE WEIGHT LOSS</b>	<b>58,669</b>	<b>-12%</b>	<b>66,947</b>

All figures are projected.

\*67% of total 2008 thigh and upper arm lifts were after massive weight loss.



AMERICAN SOCIETY OF  
PLASTIC SURGEONS

Please credit the **American Society of Plastic Surgeons** when citing statistical data or using graphics.

## 2008 Reconstructive Surgery Procedures

Department of Public Relations 444 East Algonquin Road, Arlington Heights, IL 60005-4664 ■ Phone 847-228-9900 ■ Fax 847-228-7485  
Email [media@plasticsurgery.org](mailto:media@plasticsurgery.org) ■ Website [www.plasticsurgery.org](http://www.plasticsurgery.org)

### Top five procedures in bold.

	2008	RECONSTRUCTIVE PROCEDURES COMBINED % OF TOTAL	% CHANGE 2008 vs. 2000	% CHANGE 2008 vs. 2007
<b>RECONSTRUCTIVE PROCEDURES</b>				
Dog bite repair <sup>^</sup>	28,232	0.6%	-34%	-9%
Birth defect reconstruction <sup>†</sup>	31,950	0.6%	-20%	16%
Cleft lip and palette	18,470	0.4%	*	-2%
Breast implant removals (Reconstructive patients only)	19,939	0.4%	19%	37%
Breast reconstruction	79,458	2%	-2%	39%
<b>Breast reduction</b>	<b>88,732</b>	<b>2%</b>	<b>5%</b>	<b>-16%</b>
Burn care <sup>^^</sup>	19,501	0.4%	*	71%
<b>Hand surgery<sup>^^†</sup></b>	<b>100,354</b>	<b>2%</b>	<b>*</b>	<b>-30%</b>
Carpal tunnel	37,949	1%	*	*
Arthritis	8,010	0%	*	*
Trigger finger	22,962	0%	*	*
<b>Laceration repair</b>	<b>307,485</b>	<b>6%</b>	<b>-14%</b>	<b>7%</b>
Maxillofacial surgery	86,301	2%	9%	7%
Microsurgery <sup>^^</sup>	12,248	0.2%	*	35%
<b>Scar revision</b>	<b>162,803</b>	<b>3%</b>	<b>-27%</b>	<b>8%</b>
<b>Tumor removal<sup>^^†</sup></b>	<b>3,769,503</b>	<b>76%</b>	<b>*</b>	<b>-3%</b>
Skin cancer tumor removal	3,283,257	66%	*	*
Basal cell	1,986,227	40%	*	*
Squamous cell	961,258	19%	*	*
Melanoma	335,772	7%	*	*
Other reconstructive procedures	242,685	5%	-36%	-24%
<b>TOTAL RECONSTRUCTIVE PROCEDURES</b>	<b>4,949,191</b>	<b>100%</b>	<b>280%</b>	<b>3%</b>

	2008	% 2008	% 2007
<b>RECONSTRUCTIVE PROCEDURES PERFORMED IN</b>			
Office	2,276,628	46%	42%
Hospital	1,781,709	36%	38%
Free-standing Ambulatory Surgical Facility	890,854	18%	20%

All figures are projected.

<sup>^</sup>In 2000 figure included all animal bites.

<sup>^^</sup>The number of procedures in 2007 has been restated due to a modeling change.

\*Data unavailable.

<sup>†</sup>Represents the listed subcategories and other procedures not listed.



AMERICAN SOCIETY OF  
PLASTIC SURGEONS

Please credit the **American Society of Plastic Surgeons** when citing statistical data or using graphics.

## 2008 Reconstructive Breast Patients

*With age distribution*

**Department of Public Relations** 444 East Algonquin Road, Arlington Heights, IL 60005-4664 ■ **Phone** 847-228-9900 ■ **Fax** 847-228-7485  
**Email** [media@plasticsurgery.org](mailto:media@plasticsurgery.org) ■ **Website** [www.plasticsurgery.org](http://www.plasticsurgery.org)

	<b>TOTAL PROCEDURES</b>	<b>13-19</b>	<b>20-29</b>	<b>30-39</b>	<b>40-54</b>	<b>55 AND OVER</b>
<b>RECONSTRUCTIVE PROCEDURES</b>						
Breast implant removals (Reconstructive patients only)	19,939	177	1,377	3,809	9,076	5,500
Breast reconstruction	79,458	494	2,088	9,745	39,769	27,362
Implant alone***	5,128	-	-	-	-	-
Tissue expander and implant	50,711	-	-	-	-	-
TRAM flap	9,987	-	-	-	-	-
DIEP flap	6,018	-	-	-	-	-
Latissimus Dorsi Flap	7,614	-	-	-	-	-
Breast reduction	88,732	5,156	14,822	22,017	3,1762	14,975

*All figures are projected.*

*\*\*\*53% of total 2008 breast implants were saline; 47% were silicone.*



Please credit the **American Society of Plastic Surgeons** when citing statistical data or using graphics.

# 2008 Cosmetic Surgery Trends

1992, 2007, 2008

AMERICAN SOCIETY OF  
PLASTIC SURGEONS

Department of Public Relations 444 East Algonquin Road, Arlington Heights, IL 60005-4664 ■ Phone 847-228-9900 ■ Fax 847-228-7485  
Email [media@plasticsurgery.org](mailto:media@plasticsurgery.org) ■ Website [www.plasticsurgery.org](http://www.plasticsurgery.org)

## ASPS MEMBER SURGEON DATA ONLY

Top five procedures in bold.

	1992	2007	2008	% CHANGE 2008 vs. 1992	% CHANGE 2008 vs. 2007
<b>COSMETIC SURGICAL PROCEDURES</b>					
<b>Breast augmentation (Augmentation mammoplasty)</b>	<b>32,607</b>	<b>332,880</b>	<b>294,284</b>	803%	-12%
Breast implant removals (Augmentation patients only)	18,297	26,811	20,891	14%	-22%
<b>Breast lift (Mastopexy)</b>	<b>7,963</b>	<b>101,500</b>	<b>90,086</b>	1031%	-11%
Breast reduction in men (Gynecomastia)	4,997	18,511	15,550	211%	-16%
Buttock implants	*	1,038	853	*	-18%
Buttock lift	291	2,997	3,228	1009%	8%
Calf augmentation	*	328	247	*	-25%
Cheek implant (Malar augmentation)	1,741	2,704	3,412	96%	26%
Chin augmentation (Mentoplasty)	4,115	7,520	5,999	46%	-20%
Dermabrasion	13,457	16,036	18,542	38%	16%
Ear surgery (Otoplasty)	6,371	10,475	9,526	50%	-9%
<b>Eyelid surgery (Blepharoplasty)</b>	<b>59,461</b>	<b>128,045</b>	<b>103,318</b>	74%	-19%
Facelift (Rhytidectomy)	<b>40,077</b>	75,137	67,213	68%	-11%
Forehead lift	13,501	29,729	27,303	102%	-8%
Hair transplantation	1,955	1,806	884	-55%	-51%
Lip augmentation (other than injectable materials)	*	9,647	8,131	*	-16%
<b>Liposuction</b>	<b>47,212</b>	<b>250,848</b>	<b>203,697</b>	331%	-19%
Lower body lift	*	7,975	8,647	*	8%
Nose reshaping (Rhinoplasty)	<b>50,175</b>	50,889	47,698	-5%	-6%
Pectoral implants	*	440	1,335	*	203%
Thigh lift	1,023	8,325	8,504	731%	2%
<b>Tummy tuck (Abdominoplasty)</b>	<b>16,810</b>	<b>142,138</b>	<b>116,512</b>	593%	-18%
Upper arm lift	434	13,315	13,374	2982%	0%
<b>TOTAL COSMETIC SURGICAL PROCEDURES</b>	<b>320,487</b>	<b>1,239,094</b>	<b>1,069,234</b>	<b>234%</b>	<b>-14%</b>
<b>COSMETIC MINIMALLY-INVASIVE PROCEDURES</b>					
<b>Botox®**</b>	*	<b>1,756,048</b>	<b>1,772,692</b>	*	1%
Cellulite treatment	*	31,479	28,596	*	-9%
<b>Chemical peel</b>	<b>19,049</b>	<b>130,358</b>	<b>75,337</b>	295%	-42%
<b>Laser hair removal</b>	*	<b>212,616</b>	<b>144,850</b>	*	-32%
Laser skin resurfacing	*	50,074	67,638	*	35%
Ablative	*	*	19,331	*	*
Non-ablative (Fraxel, etc.)	*	*	48,307	*	*
Laser treatment of leg veins	*	26,893	25,490	*	-5%
<b>Microdermabrasion</b>	*	<b>220,619</b>	<b>158,444</b>	*	-28%
Sclerotherapy	*	34,716	25,184	*	-27%
Soft Tissue Fillers	49,488	444,287	454,254	818%	2%
Calcium hydroxylapatite (Radiesse™)	*	51,381	49,593	*	-3%
Collagen	<b>41,623</b>	19,259	12,930	-69%	-33%
Porcine/bovine-based (Evolve, Zyderm, Zyplast)	*	*	6,854	*	*
Human-based (Cosmoderm, Cosmoplast, Cymetra, Fascian)	*	*	6,076	*	*
Fat	<b>7,865</b>	32,489	32,204	309%	-1%
<b>Hyaluronic acid (Hylaform®, Hylaform Plus®, Restylane®, Juvederm™, Perlane®, Captique®)</b>	*	<b>317,095</b>	<b>335,332</b>	*	6%
Polylactic acid (Sculptra™)	*	24,063	24,195	*	1%
<b>TOTAL COSMETIC MINIMALLY-INVASIVE PROCEDURES</b>	<b>68,537</b>	<b>2,907,090</b>	<b>2,752,485</b>	<b>3916%</b>	<b>-5%</b>
<b>TOTAL COSMETIC PROCEDURES</b>	<b>389,024</b>	<b>4,146,184</b>	<b>3,821,719</b>	<b>882%</b>	<b>-8%</b>

All figures are projected.

\* Data unavailable.

\*\* Botox® numbers are of anatomic sites injected.



Please credit the **American Society of Plastic Surgeons** when citing statistical data or using graphics.

# 2008 Reconstructive Plastic Surgery Trends

1992, 2007, 2008

AMERICAN SOCIETY OF  
PLASTIC SURGEONS

Department of Public Relations 444 East Algonquin Road, Arlington Heights, IL 60005-4664 ■ Phone 847-228-9900 ■ Fax 847-228-7485  
Email [media@plasticsurgery.org](mailto:media@plasticsurgery.org) ■ Website [www.plasticsurgery.org](http://www.plasticsurgery.org)

## ASPS MEMBER SURGEON DATA ONLY

Top five procedures in bold.

	1992	2007	2008	2008 vs. 1992	2008 vs. 2007
<b>RECONSTRUCTIVE PROCEDURES</b>					
Dog bite repair <sup>^</sup>	10,376	18,072	16,411	58%	-9%
Birth defect reconstruction	33,501	21,376	24,713	-26%	16%
Breast implant removals (Reconstructive patients only)	7,379	9,229	12,689	72%	37%
<b>Breast reconstruction</b>	<b>29,607</b>	<b>57,102</b>	<b>79,458</b>	168%	39%
Implant alone	*	9,074	5,128	*	*
Tissue expander and implant	*	34,017	50,711	*	*
TRAM Flap	*	10,011	9,987	*	*
DIEP Flap	*	4,001	6,018	*	*
Latissimus Dorsi Flap	*	*	7,614	*	*
<b>Breast reduction</b>	<b>39,639</b>	<b>105,706</b>	<b>88,337</b>	123%	-16%
Burn care <sup>^^</sup>	*	11,416	12,272	*	7%
<b>Hand surgery<sup>^^</sup></b>	*	<b>84,764</b>	<b>95,913</b>	*	13%
<b>Laceration repair</b>	<b>135,494</b>	<b>115,628</b>	<b>108,285</b>	-20%	-6%
Maxillofacial surgery	22,095	17,851	16,201	-27%	-9%
Microsurgery <sup>^^</sup>	*	9,078	9,305	*	3%
Scar revision	<b>52,647</b>	54,382	53,303	1%	-2%
<b>Tumor removal<sup>^^</sup></b>	*	<b>349,877</b>	<b>464,898</b>	*	33%
Other reconstructive procedures	116,737	148,581	112,728	-3%	-24%
<b>TOTAL RECONSTRUCTIVE PROCEDURES<sup>^^</sup></b>	*	<b>1,003,062</b>	<b>1,094,513</b>	*	<b>9%</b>

All figures are projected.

<sup>^</sup>In 1992 figure included all animal bites.

<sup>^^</sup>The number of procedures in 2007 has been restated due to a modeling change.

\* Data unavailable.